



# Syrian Women in Turkey

2014





---

# Syrian Women in Turkey

---

This report was prepared by the Prime Ministry  
Disaster and Emergency Management Authority

2014





# DISASTER AND EMERGENCY MANAGEMENT AUTHORITY

## Abbreviations

---

AFAD : Disaster and Emergency Management Authority

UN : United Nations

EU : European Union

NGO : Nongovernmental Organization

GDP : Gross Domestic Product

UNHCR : United Nations High Commissioner for Refugees

---

\*In this report, the word “camp” refers to “temporary protection centers.”

## Preface

---

The crisis in Syria has forced millions of people to flee to Turkey, Iraq, Lebanon, Jordan and Egypt. More than half of these migrants are women and children, who face social upheaval and gender discrimination and abuse, and are forced to live in conditions that no human being should have to endure, both in their home country and in the countries to which they have fled.

The helping hand provided by Turkey to Syrian citizens since March 2011 has been well documented. As of November 1, 2014, Turkey was hosting 1.6 million Syrians within its borders, and managing this number of refugees has been a considerable challenge that has not been easy to handle for Turkey.

As a result of AFAD's sensitivity towards this issue, we are proud to add to our previous researches and reports the results of a field study and survey aimed at determining the specific needs of our female guests, which will help us to improve their conditions to the greatest extent possible while they are guests in our country.

The survey was carried out between 23 June and 07 July, 2013, when there were approximately 550,000 Syrian citizens in Turkey, of which 49 percent were women. A total of 2,700 households were included in the survey, 1,500 who were being accommodated in camps, and 1,200 who were living outside the camps. The surveyed households were selected using a random designation method; and after the collected data was analyzed, it was determined that the information pertaining to 1,420 households living inside the camps and 1,160 households living outside the camps was reliable.

The field study took the form of face-to-face interviews with female Syrian refugees in the provinces of Adana, Adıyaman, Gaziantep, Hatay, Kahramanmaraş, Kilis, Malatya, Mardin, Osmaniye and Şanlıurfa, and were conducted by AFAD psychologists and sociologists. The objective of the study was to better comprehend the problems being faced by our female guests, and to this end, the questionnaire was designed to garner information on

demographic characteristics, socioeconomic structure, shelter, security, healthcare, education, nutrition, water/sanitation and expectations for the future.


The findings of the study reveal that more than 90 percent of the refugees evaluate their treatment by Turkish citizens as positive, and most are satisfied with the healthcare they have been provided. On the other hand, it can be understood from the results that the women refugees are indeed vulnerable and require special protection, as well as social and psychological support. Furthermore, there is an apparent need for basic supplies in the houses in which they live.

I believe that with the support of our distinguished President Recep Tayyip ERDOĞAN, Prime Minister Prof. Dr. Ahmet DAVUTOĞLU, Deputy Prime Minister Prof. Dr. Numan KURTULMUŞ, and all of the cooperating ministries and institutions, we will be able to improve the conditions of our guests for the duration of their stay in Turkey. I would like to take this opportunity to thank all of those that took part in the survey, and also the members of the AFAD team for their contribution to this worthy study of female Syrians in Turkey. I hope that this will prove to be beneficial to all concerned parties.

*Dr. Fuat OKTAY*  
*AFAD President*



Syrian Women  
in Turkey



## Contents

List of Figures, Tables, and Graphs.....	7
Executive Summary .....	9
Overview .....	11
a. About Syria .....	11
b. Method of the Study .....	12
Introduction .....	13
1. Fleeing to Turkey from Syria to stay alive.....	16
1.1 Provinces of origin of our Syrian guests .....	16
1.2 Provinces where our Syrian guests settled in Turkey.....	19
2. Demographic details on our female Syrian guests .....	21
2.1 Age .....	21
2.2 Education .....	24
2.3 Marital Status .....	26
2.4 Occupation and monthly income .....	28
3. The effects of civil war on the lives of females .....	31
3.1 Fleeing Syria .....	32
3.2 The impact of the war on family members and relatives .....	34
3.3 Psychosocial effects .....	38
4. Sheltering and basic needs outside the camps .....	41
4.1 Type of housing and an evaluation on the housing units .....	42
4.2 Access to basic needs .....	44
5. Syrian women in the camps .....	46
5.1 Access to tents/containers and basic needs .....	47
5.2 Evaluation of services in the camps .....	49
6. Health conditions of our female Syrian guests .....	55
6.1 Access to healthcare services and satisfaction concerning healthcare services .....	55
6.2 Pregnant women and deliveries in Turkey .....	59
7. Plans of our female Syrian guests for the future.....	63
7.1 Work life and livelihood .....	63
7.2 Adaptation to the life in Turkey .....	65
7.3 Return to Syria .....	69
8. The notes from the field studies.....	72
9. Measures that can be taken .....	77
Report Team Members .....	80



## List of Figures, Tables, and Graphs

17	Graph	1.1.1	Distribution of provinces where our Syrian guests came from
18	Graph	1.1.2	Distribution of provinces where our female Syrian guests living inside the camps came from, inside the camps
19	Graph	1.1.3	Distribution of provinces where our female Syrian guests living outside the camps came from outside the camps
20	Table	1.2.1	The camps and the number of Syrians staying in the camps (19.04.2014)
22	Figure	2.1.1	Age distribution of our female Syrian guests, inside the camps
22	Figure	2.1.2	Age distribution of our female Syrian guests, outside the camps
24	Figure	2.2.1	Distribution of the level of education of our female Syrian guests (aged 6 and above), inside and outside the camps
25	Figure	2.2.2	Comparative analysis of the educational levels of female and male Syrian guest (6 years and above)
27	Figure	2.3.1	Marital status distribution of our female Syrian guests (aged 15 and above), inside and outside the camps
28	Table	2.4.1	Occupational status of our female Syrian guests, inside and outside the camps
29	Table	2.4.2	Monthly household income of our female Syrian guests while they were in Syria (USD), inside and outside the camps
30	Graph	2.4.1	Distribution of the income earned by our female Syrian guests in the past month while in Turkey (Turkish Lira), outside the camps
32	Graph	3.1.1	Reasons of Syrian females for fleeing Syria
32	Figure	3.1.1	Form of entry into Turkey by our female guests, inside and outside the camps
33	Graph	3.1.2	Status of registration of our female guests in Turkey, outside the camps
34	Table	3.1.1	Reasons for our female Syrian guests preferring Turkey instead of another country, inside and outside the camps
34	Figure	3.2.1	Whether or not our female Syrian guests have any relatives that have lost their lives in the domestic unrest, inside and outside the camps
35	Figure	3.2.2	Whether or not our female Syrian guests have any relatives injured in the domestic unrest, inside and outside the camps
36	Table	3.2.1	Status of the family members currently not with the female family household head, inside and outside the camps
37	Figure	3.2.3	Means of communication of our female guests with their relatives in Syria, inside the camps and outside the camps
38	Figure	3.3.1	Need of our female Syrian guests for psychological support, inside and outside the camps
39	Table	3.3.1	Adults and children that have sleeping disorders, have recurring thoughts about the war, and feel anxious and afraid in the households of our female guests, inside and outside the camps
42	Graph	4.1.1	Type of housing of our female Syrian guests, outside the camps
43	Graph	4.1.2	Evaluation on the housing units of our female Syrian guests, outside the camps
44	Graph	4.2.1	Status of sufficiency of the basic needs of our female Syrian guests, outside the camps
44	Table	4.2.1	Female Syrian guests' access to water and sanitation/hygiene items, outside the camps
47	Figure	5.1.1	Evaluation of tent/container characteristics by our female Syrian guests inside the camps



48	Graph	5.1.1	Evaluation on basic supplies in the tent/containers by our female Syrian guest, inside the camps
48	Table	5.1.1	Access to water and sanitation/hygiene items by our female Syrian guests, inside the camps
49	Graph	5.2.1	Evaluation of the services provided in the camps by our female Syrian guests, inside the camps
51	Figure	5.2.1	Evaluation of our female Syrian guests concerning the personnel working in the camps, inside the camps
53	Table	5.2.1	Views of our female Syrian guests concerning food services provided in the camps, inside the camps
53	Graph	5.2.2	Do our female Syrian guests consider playgrounds inside the camps to be adequate? (Inside the camps)
55	Figure	6.1.1	Have our female Syrian guests or their relatives ever benefitted from healthcare services in Turkey? Inside and outside the camps
56	Graph	6.1.1	Reasons why our Syrian guests living outside the camps have not benefitted from the healthcare services
57	Table	6.1.1	Level of satisfaction of our female guests that have benefitted from the healthcare services, inside and outside the camps
58	Figure	6.1.2	Are our female Syrian guests able to obtain medicine when required? Inside and outside the camps
59	Figure	6.2.1	Whether or not our Syrian guests have a pregnant woman in their household, inside and outside the camps
59	Figure	6.2.2	Whether or not there are any breastfeeding mothers in the households of our Syrian guests, inside and outside the camps
60	Figure	6.2.3	Whether or not our Syrian guests have any women in their household who have given birth in Turkey inside and outside the camps
60	Table	6.2.1	Distribution of deliveries of our Syrian guests in Turkey over the years, inside and outside the camps
61	Table	6.2.2	Where the deliveries by our Syrian female guests were performed, inside and outside the camps
62	Table	6.2.3	The persons providing assistance during the deliveries in Turkey, inside and outside the camps
63	Graph	7.1.1	Whether or not our female Syrian guests looked for a job in Turkey, inside and outside the camps
63	Figure	7.1.1	Whether or not our female Syrian guests have a sufficient amount of food for the next 7 days or have money to purchase a sufficient amount of food for the next 7 days, outside the camps
65	Figure	7.1.2	The intentions of our female Syrian guests to attend courses or schools for acquiring a profession, inside the camps
65	Figure	7.2.1	Whether or not our female Syrian guests feel safe in Turkey, inside and outside the Camps
66	Figure	7.2.2	Intention of our female Syrian guests to learn Turkish, inside and outside the camps
66	Figure	7.2.3	Plans of our female Syrian guests to move somewhere else in the near future, inside and outside the camps
68	Table	7.2.1	Where do our female Syrian guests plan to move in the near future? Inside and outside the camps
69	Figure	7.3.1	When do our female Syrian guests intend to return to Syria? Inside and outside the camps
70	Figure	7.3.2	Do our female Syrian guests believe they will have a job once they return to Syria? Inside and outside the camps

## Executive Summary

---

- 35 percent of female Syrians in the camps in Turkey are from Idlip and 44 percent of those living outside the camps are from Aleppo.
- Nearly half of the females inside and outside the camps are in the 19-54 age range; also known as the working age.
- 64 percent of our female Syrian guests have specified their level of education to be primary school, literate or illiterate.
- 67 percent of our female Syrian guests are married, and 28 percent are single.
- 87 percent of our female Syrian guests do not have an income generating occupation.
- Around 97 percent of our female guests living outside the camps have not been able to earn an income in the past month.
- Our female Syrian guests have primarily specified security and then political views, economic reasons, and health conditions as the reasons for fleeing Syria.
- More than half of our female guests living inside the camps have entered Turkey through an official border crossing in comparison to 23 percent of our female guests living outside the camps.
- An overwhelming 81 percent majority of our female guests living outside the camps do not have a residence permit, and 32 percent do not have any registration whatsoever.
- 35 percent of our female Syrian guests have stated that they have lost at least one relative due to the incidents in Syria, and 28 percent have stated that at least one relative was injured due to incidents in Syria.
- 91 percent of our female Syrian guests communicate with their relatives in Syria through a mobile phone.
- More than half of our female Syrian guests have stated that they or their family members require psychological support.
- Nearly half of our guests living inside the camps have stated that they have a child suffering sleeping disorders.
- An overwhelming 73 percent majority of our female Syrian guests living outside the camps have stated that they live in a house or flat.
- 78 percent of our female guests have responded negatively to the question of “Do you have a sufficient amount of food for the next 7 days or do you have money to purchase a sufficient amount of food for the next 7 days?”
- 82 percent of them have specified “convenient access” as the reason for preferring Turkey instead of another country.
- 94 percent of our female guests living inside the camps and 93 percent of them living outside the camps have evaluated treatment by people in Turkey to be positive.
- In comparison to those living inside the camps, our guests living outside the camps have a lower level of basic supplies in their homes.
- 60 percent of our female guests in the camps and 80 percent of those outside the camps are satisfied with the healthcare service they are receiving in Turkey.
- Nearly half of our female guests have stated that they would not wish to work even if they were provided the opportunity.



---

Syrian Women  
in Turkey

---



# Overview

## a. About Syria

The Syrian Arab Republic is located on the eastern shores of the Mediterranean Sea and to the south of Turkey. Syria has an area of 185.6 thousand square kilometers. It is estimated that Syria's total population was 22.5 million as of 2012. The official language is Arabic, and Damascus, with a population of 1.7 million is the capital. Aleppo is the largest city with a population of 4.6 million.

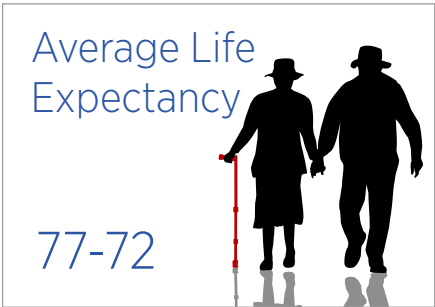
Average life expectancy in Syria is 72 for males and 77 for females. Syria has an overwhelmingly young population. In 2012, roughly 35% of the total population was aged under 15. The median age in the same year was 22.

According to data of the World Bank, the Gross Domestic Product per capita was 3,289 US Dollars in 2012 (World Development Indicators, 2013). Syria's main exports are agricultural products and oil. 17% of Syria's workforce is employed in agriculture, 16% in industry, and 67% in the services sector.

The expenditure of the Republic of Turkey on the Syrian crisis has exceeded 3 billion US Dollars according to UN standards. Syria has been a member of the United Nations (UN) since 24 October 1945.



The Syrian Arab Republic is located on the eastern shores of the Mediterranean Sea and to the south of Turkey. Syria has an area of 185.6 thousand square kilometers



Average life expectancy in Syria is 72 for males and 77 for females.



The Gross Domestic Product per capita was 3,289 US Dollars in 2012 (World Development Indicators, 2013)



Syrian Women in Turkey

## **b. Method of the study**

This study was conducted employing quantitative research methods between 23 June and 6 July 2013 for the purpose of determining the needs, problems, satisfaction, and future expectations of Syrian nationals, who have fled to Turkey from the turmoil in Syria and live inside or outside the camps.

### **Quantitative Research**

The survey covers our Syrian guests staying at 20 camps established in 10 provinces as well as those living outside the camps in these provinces. These provinces are as follows: Adana, Adıyaman, Hatay, Gaziantep, Kahramanmaraş, Kilis, Malatya, Mardin, Osmaniye, and Şanlıurfa. Survey locations outside the camps were located in neighborhoods and on streets with a high number of Syrian inhabitants. Syrians living inside the camps were asked 73 questions while those living outside were asked 75 questions in the survey.

A total of 2,700 households were included in the survey. Among these households, 1,500 lived inside the camps, and 1,200 lived outside the camps. The households were selected through a random designation process. After the collected data was analyzed, it was determined that the information pertaining to 1,420 households living inside the camps and 1,160 households living outside the camps was reliable. The survey was implemented by 29 AFAD personnel accompanied by 29 interpreters.

An adult from the households responded to the survey questions, and this individual also provided details on members of the household. Among those participating in the survey, 498 were female household heads. In general, the report analyzes the answers provided by household heads on household members. Specifically, the report analyzes the evaluations of “female” participants.

The questionnaire utilized by AFAD personnel in face-to-face interviews covered the themes of “demographic details and socioeconomic profile,” “sheltering and security,” “health,” “education,” “nutrition,” “water and sanitation” and “expectations concerning the future.”

### **Qualitative Research**

The living conditions of females, their problems, needs, and expectations were investigated by means of face-to-face interviews and meetings conducted by the AFAD team consisting of psychologists and sociologists in 4 provinces, where the camps are located, with women, directors, and staff in the camps, relevant provincial directorates, officials, and public workers. These provinces are Şanlıurfa, Gaziantep, Kilis, and Adana. Statements obtained in personal interviews under psychosocial activities for our Syrian guests conducted in Kilis have also been shared in this report

# Introduction

---

The total number of refugees across the world has been reported as 45.2 million at the end of 2012. A total of 7.6 million persons had to flee their country and seek refuge in other countries in 2012 alone. Refugees fleeing the civil war and conflicts in Afghanistan, Somalia, Iraq, Syria, and Sudan constitute 55 percent of all refugees across the world.<sup>1</sup>

The crisis in Syria has forced the Syrian people, particularly women and children, to live in appalling conditions. The turmoil and war in the country led Syrians to live under harsh conditions both in their home country and the countries they fled to. The Republic of Turkey has made great efforts and expenditure to host fleeing Syrians under high standard conditions, especially in the camps set up in border provinces. According to data of the United Nations High Commissioner for Refugees (UNHCR) dated 1 November 2014, more than 50% of the 3,204,590 Syrians fleeing to Turkey, Iraq, Lebanon, Jordan, and Egypt consist of women and children.

Turkey is hosting more than 1,600,000 Syrians as of 1 November 2014. Two hundred and twenty thousand are living in 22 camps established in 10 provinces near the Turco-Syrian border. Around 1,4 million Syrians are trying to sustain their lives with their own means outside the camps in various provinces. We can see that more than three-quarters of our Syrian guests are living outside the camps. This leads to the migration harmonization process to spiral out of control regarding women.

Females are also fleeing the oppression in their country just like males. However, in comparison to males, they require special protection. The argument that women are more severely affected by such processes has been supported by many studies. Social gender differences also appear in wars. Women are usually forced to leave their country and seek refuge in another country in order to escape oppression due to their gender such as social gender discrimination, social and cultural prejudice related pressure and persecution, traditional practices harming their physical and psychological health, sexual abuse, sexual violence, and domestic violence.<sup>2</sup>

As it is stated in many other reports, domestic violence, early marriages, and polygamist marriages are frequently observed among Syrians in Turkey living inside and outside the camps.<sup>3</sup> It can be understood from the interviews that early and polygamist marriages are a social issue that can be frequently encountered in Syria.

By considering “social gender” to be a component structuring the process of seeking refuge and the fact that females are affected in various ways due to this process, a survey was conducted by AFAD in order to determine the overall conditions of Syrians living in Turkey. A field study was also conducted simultaneously with this survey so as to determine the needs of females. Results derived from such studies will also ensure the improvement of provided services together with the determination of needs.



---

<sup>1</sup> <http://www.dw.de/m%C3%BClteci-say%C4%B1s%C4%B1nda-yine-rekor/a-16893757>

<sup>2</sup> Akkaya, A. (2002). Mülteci Kadınlar ve Sığınmacı Kadınlar. Toplum ve Hukuk Dergisi, 2 (4), s.75-83.

<sup>3</sup> April 2013 – Gender-Based Violence Area of Responsibility – gbvaor.net





T.C. BAŞBAKANLIK  
Afet ve Acil Durum Yönetimi Başkanlığı



## 1. Fleeing to Turkey from Syria to stay alive

Syrians fleeing the war either do not have official papers at all or have missing papers. With the development of the registration system, we were able to access extensive information on the Syrians. The survey in our study has provided an overview on Syrians living in Turkey.

### 1.1 Provinces of origin of our Syrian guests

This section provides details on the provinces in Syria where our guests came from. The distribution of people from these provinces and the percentages of our guests from each of them have been provided in Graph 1.1.1.

The first striking point is that the largest group of guests that have come to Turkey is from Aleppo. Around 36 percent of all guests coming to Turkey are from Aleppo. One of the reasons for such a high percentage of Syrian guests coming to Turkey from Aleppo is the close proximity of Aleppo to the Turkish border. Another reason is the intense fighting in Aleppo. With a population of 4.6 million in 2012, Aleppo is the largest city in Syria.

The province where the second highest number of Syrians have fled from is Idlib. Around 21 percent of all guests are from Idlib. Idlib is a province close to the Turkish border like Aleppo and according to 2012 estimates; it has a population of 1.4 million.

A large percentage of Syrian guests in Turkey are from Ar-Raqqah and Latakia. Approximately, 11 percent of Syrian guests in Turkey are from Ar-Raqqah and approximately 9 percent are from Latakia. Both Ar-Raqqah and Latakia are provinces that are relatively close to the Turkish border. According to 2012 estimates, the population of Latakia is 1 million.

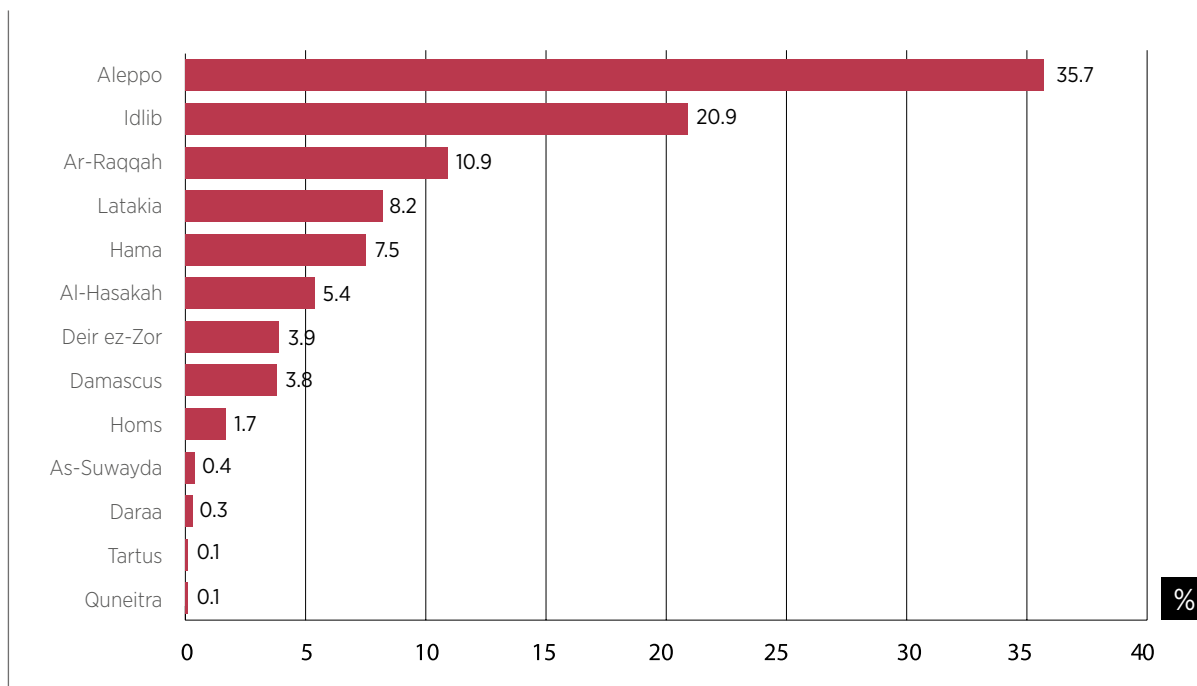
Two other provinces where Syrian guests in Turkey originate from are Al-Hasakah and Hama and their percentage among the total of Syrian guests in Turkey are respectively 5.4 percent and 7.5 percent. According to 2012 estimates, the populations of these two provinces are respectively 1.4 million and 1.5 million.

Around 10 percent of guests in Turkey are from other Syrian provinces. Such provinces and the percentage of persons from them have been presented in Graph 1.1.1 These provinces are located at a certain distance from the Turkish border.

Ms. A.S. is a 35 year old housewife with a 3 year old daughter and 7 year old son.

-We used to live in a small village. Once we were told by the opposition forces that my husband's name was on the list of Asad's soldiers, we fled to Turkey together with 3 neighbors. I did not witness any incident prior to or after fleeing.

-However, we experienced more hardship after coming here; because my husband is at war. I haven't heard from him. Being unable to answer questions by my children concerning their father... not being able to do anything is not good. Each time someone is at the door, I think it's him; I am unable to sleep. I just want to be with my family.



Aleppo  
35.7%

**Graph 1.1.1** *Distribution of provinces where our Syrian guests came from*

The majority of our Syrian guests are from provinces close to the border. However, settlement trends of our guests from various provinces demonstrate differences. Some reasons for these differences in settlement choices are as follows: presence of relatives in the provinces they go to, previous relations, and ease in settling and adaptation. Graph 1.1.2 provides data on the provinces where our female guests living in the camps came from. As it can be observed in the graph, more than a third of females living inside the camps are from Idlib. Aleppo is second (28%) and Latakia is third (17%). It is striking that these provinces are relatively close to the Turkish border.

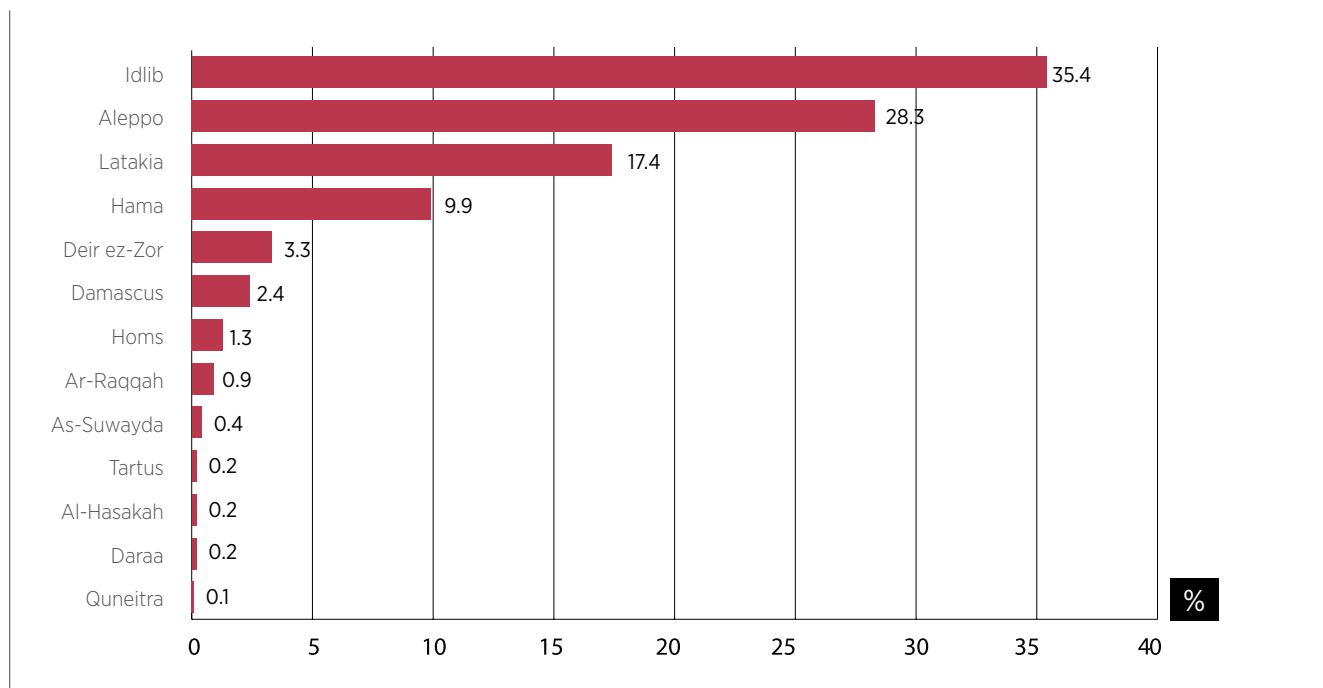
Graph 1.1.3 provides data on the provinces where our female guests living outside the camps came from. In contrast to

those living inside the camps, Aleppo constitutes the largest group with 44 percent. Ar-Raqqah with 23 percent and Al-Hasakah with 11 percent are the following provinces on the list after Aleppo. Idlib, which is at the top of the list inside the camps, ranks fifth among females outside the camp with 5 percent.

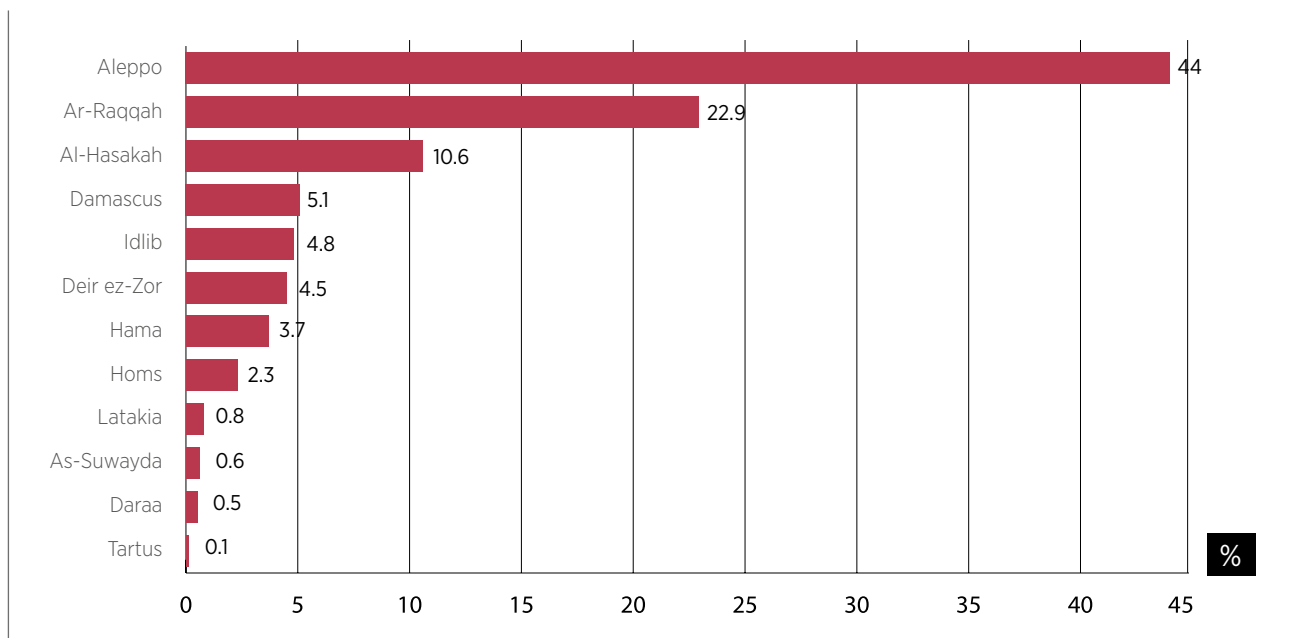
In this regard, the difference observed between provinces of origin among females living inside and outside the camps is considered to be associated with the socioeconomic status of these provinces prior to the civil war. In conclusion, Idlib, Aleppo, and Latakia are the provinces where most of the females living inside the camps came from and Aleppo, Ar-Raqqah, and Al-Hasakah are the provinces where most of the females living outside the camps came from.



Syrian Women  
in Turkey



Graph 1.1.2 Distribution of provinces where our female Syrian guests living inside the camps came from, inside the camps



Graph 1.1.3 Distribution of provinces where our female Syrian guests living outside the camps came from, outside the camps

## 1.2 Provinces where our Syrian guests settled in Turkey

When discussing the distribution of our Syrian guests in various provinces in Turkey, firstly the distribution of the camps in the provinces and the distribution of our guests in the camps will be focused on. Such distributions have been provided in Table 1.2.1. As of 1 November 2014, there are more than 220 thousand Syrians in 22 camps in the south and southeast of Turkey.

It is interesting that the camps are mostly located in provinces on the Turco-Syrian border or provinces close to the Turco-Syrian border. With four tent cities and one container camp, Hatay is the province hosting the highest number of camps.

With four camps each, Gaziantep and Şanlıurfa have the second highest number of camps after Hatay. Kilis and Mardin have two camps each. Other than these, there is one camp in each of the other provinces.

As of 1 November 2014, Şanlıurfa has been hosting the highest number of Syrian guests with 79,272 living in four camps. Hence, 35.8 percent of all our Syrian guests staying in the camps are living in these four camps in Şanlıurfa. Kilis is hosting the second highest number of Syrian guests. 37,601 Syrians corresponding to 17 percent of all our Syrian guests in the camps are staying in Kilis. 33,187 Syrians corresponding to 15 percent of all our Syrian guests in the camps are living in the four camps in Gaziantep.



Syrian Women  
in Turkey

There are 17,248 Syrian guests in the camp in Kahramanmaraş and 14,842 are living in the five camps in Hatay. All provinces can be observed in Table 1.2.1.

Province	Number of Camps	Number of Syrian Guests	Share in Total (%)
Şanlıurfa	4	79,272	35.9
Kilis	2	37,601	17
Gaziantep	4	33,187	15
Kahramanmaraş	1	17,248	7.8
Hatay	5	14,842	6.7
Adana	1	11,140	5
Adıyaman	1	9,992	4.6
Osmaniye	1	7,478	3.4
Malatya	2	7,417	3.4
Mardin	1	2,875	1.3
<b>Toplam</b>	<b>22</b>	<b>221,052</b>	<b>100</b>

**Table 1.2.1** *The camps and the number of Syrians staying in the camps (1 November 2014)*

In terms of the average number of Syrians per camp on a province basis, with an average of 19 thousand persons per camp Kilis has the most crowded camps. The second most crowded camps after Kilis are located in Şanlıurfa. There are 19 thousand persons per camp in Şanlıurfa. Kahramanmaraş is the third one following these two provinces. Moreover, there are approximately 17 thousand persons living in the only camp in the province of Kahramanmaraş.

Likewise, there is an average of 3 thousand persons living in each of the five camps in the province of Hatay. In conclusion, the camps in the provinces of Şanlıurfa, Kahramanmaraş, and Kilis are noteworthy in that they are overwhelmingly crowded.



## 2. Demographic details on our female Syrian guests

In this section, the data on age, educational, and marital status of the female Syrians fleeing Syria and seeking refuge in Turkey will be analyzed in this section.

### 2.1 Age

Figure 2.1.1 and Figure 2.1.2 provide details on the age distribution of our female guests living inside and outside the

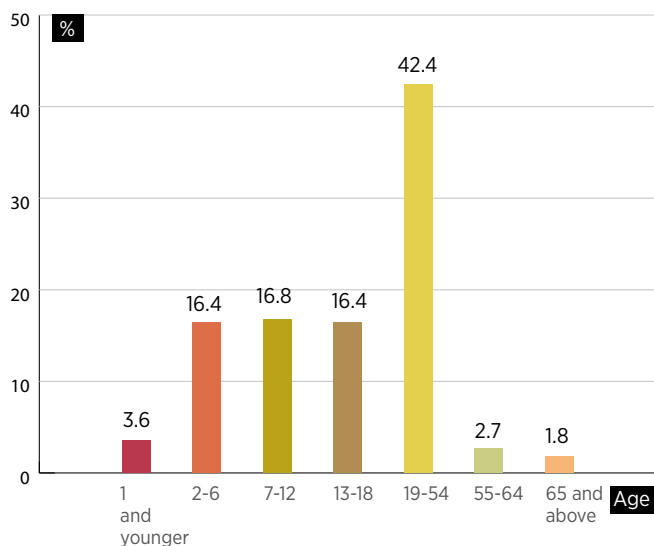
camps. There are great similarities between our female guests living inside and outside the camps. The largest age group is the 19-54 age group. In this regard, 42 percent of our female guests living inside the camps and 44 percent of those living outside the camps are in this age group. This age group is the principal age group, and it consists of the population in the working age group. It is noteworthy that nearly half of our female Syrian guests are in the working age group and able to participate to the workforce.



*Recep Tayyip ERDOĞAN, President of the Republic of Turkey*



Syrian Women  
in Turkey

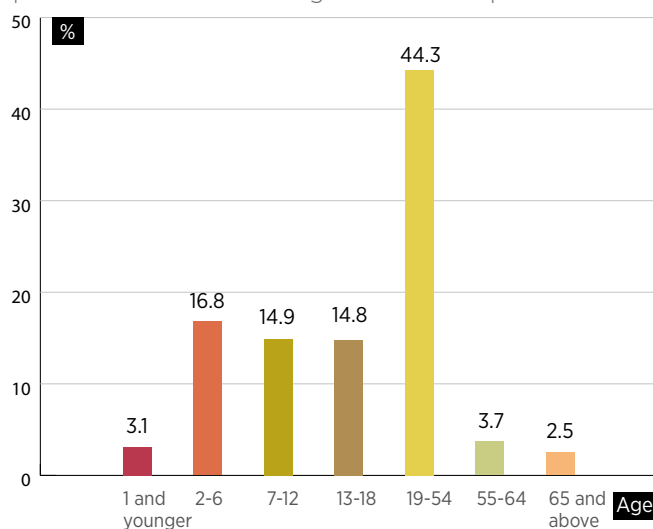


Age Group	Number	Percentage (%)
1 and younger	138	3.6
2-6	621	16.4
7-12	636	16.8
13-18	624	16.4
19-54	1,608	42.4
55-64	101	2.7
65 and above	68	1.8
<b>Total</b>	<b>3,796</b>	<b>100</b>

**Figure 2.1.1** Age distribution of our female Syrian guests, inside the camps

Around 4 percent of our female guests living inside the camps consist of infants aged 1 and younger. Children in the 2-6 age group constitute 16 percent, children in the 7-12 age group constitute 17 percent, and teenagers in the 13-18 age group constitute 16 percent of all our female guests. When considered together, the 0-18 age group constitutes 53 per-

cent of females living inside the camps. On the other hand, the 19-54 age group, which is the working age group, constitutes 42 percent, the 55-64 middle age group constitutes 3 percent, and the 65 and above age group constitutes 2 percent of the females living inside the camps.



Age Group	Number	Percentage (%)
1 and younger	111	3.1
2-6	595	16.8
7-12	530	14.9
13-18	526	14.8
19-54	1,572	44.3
55-64	130	3.7
65 and above	88	2.5
<b>Total</b>	<b>3,552</b>	<b>100</b>

**Figure 2.1.2** Age distribution of our female Syrian guests, outside the camps



*Turkish Prime Minister Prof. Dr. Ahmet DAVUTOĞLU*

As for the females living outside the camps, around 3 percent of the total number consists of infants aged 1 and younger. Furthermore, children in the 2-6 age group constitute 17 percent, children in the 7-12 constitute 15 percent, and teenagers in the 13-18 age group constitute 15 percent of all our female guests. When considered together, the 0-18 age group constitutes 50 percent of the females living outside the camps. On the other hand, the 19-54 age group, which is the working age group, constitutes 44 percent, the 55-64 middle age group constitutes 4 percent,

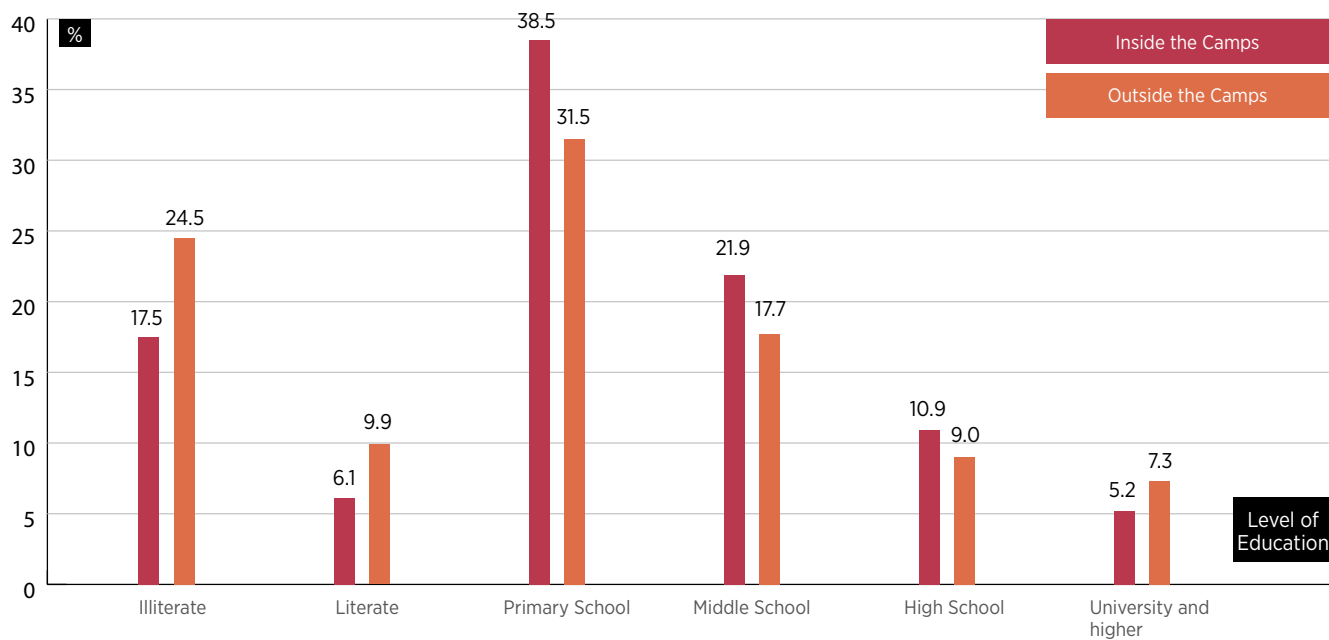
and the 65 and above age group constitutes 2 percent of females living outside the camps.

Not surprisingly, the age distribution of our female Syrian guests and the age distribution of Syria's total population are similar. The proportion of children and individuals in the working age are also high in the population of Syria and the share of elderly individuals in the total population appears to be relatively low. The median age in Syria is 22 according to data of the Syrian National Statistics Office.



Syrian Women  
in Turkey

## 2.2 Education



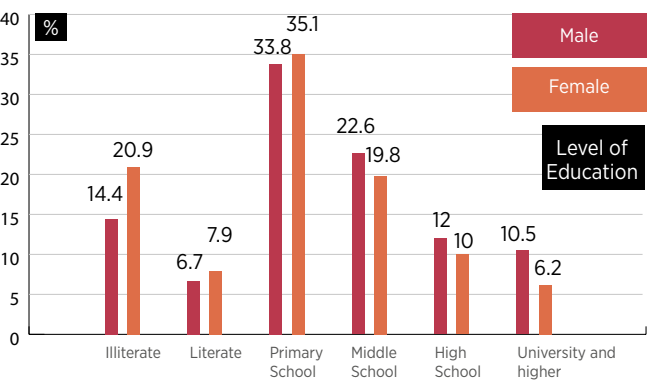
Level of Education	Inside the Camp		Outside the Camp		Overall	
	Number	Percentage (%)	Number	Percentage (%)	Number	Percentage (%)
Illiterate	554	17.5	720	24.5	1,274	20.9
Literate	193	6.1	291	9.9	484	7.9
Primary School	1,217	38.5	925	31.5	2,142	35.1
Middle School	692	21.9	518	17.7	1,210	19.8
High School	344	10.9	265	9	609	10
University and higher	165	5.2	214	7.3	379	6.2
Total	3,165	100	2,933	100	6,098	100

Figure 2.2.1 Distribution of the level of education of our female Syrian guests (aged 6 and above), inside and outside the camps

The education level of our female Syrian guests aged six and older is demonstrated in Figure 2.2.1. It is striking that the overall educational level of our female Syrian guests is considerably low. Illiteracy among our female Syrian guests is at 21 percent. Moreover, 8 percent have stated that they are only literate. On the other hand, 35 percent of the female Syrian guests are primary school graduates, 20 percent are middle school graduates, 10 percent are high school graduates, and 6 percent are graduates of universities or educational institutions at a higher level.

Illiterate, literate, and primary school graduate females jointly correspond to 64 percent of the total. The same figure is calculated as 62 percent among our female guests living inside the camps and 66 percent among those living outside the camps.

Interestingly, it can be observed that our female guests living inside the camps are better educated compared to those living outside the camps. In this regard, 76 percent of our female guests in the camps have an educational background of primary school or higher. This figure is 66 percent among our female guests living outside the camps. While 11 percent of our female guests living inside the camps are high school graduates, this figure is 9 percent among our female guests living outside the camps.



Level of Education	Male (%)	Female (%)
Illiterate	14.4	20.9
Literate	6.7	7.9
Primary School	33.8	35.1
Middle School	22.6	19.8
High School	12	10
University and higher	10.5	6.2
Total	100	100

Figure 2.2.2 Comparative analysis of the educational levels of female and male Syrian guest (6 years and above)



Kilis Öncüpinar Container Camp



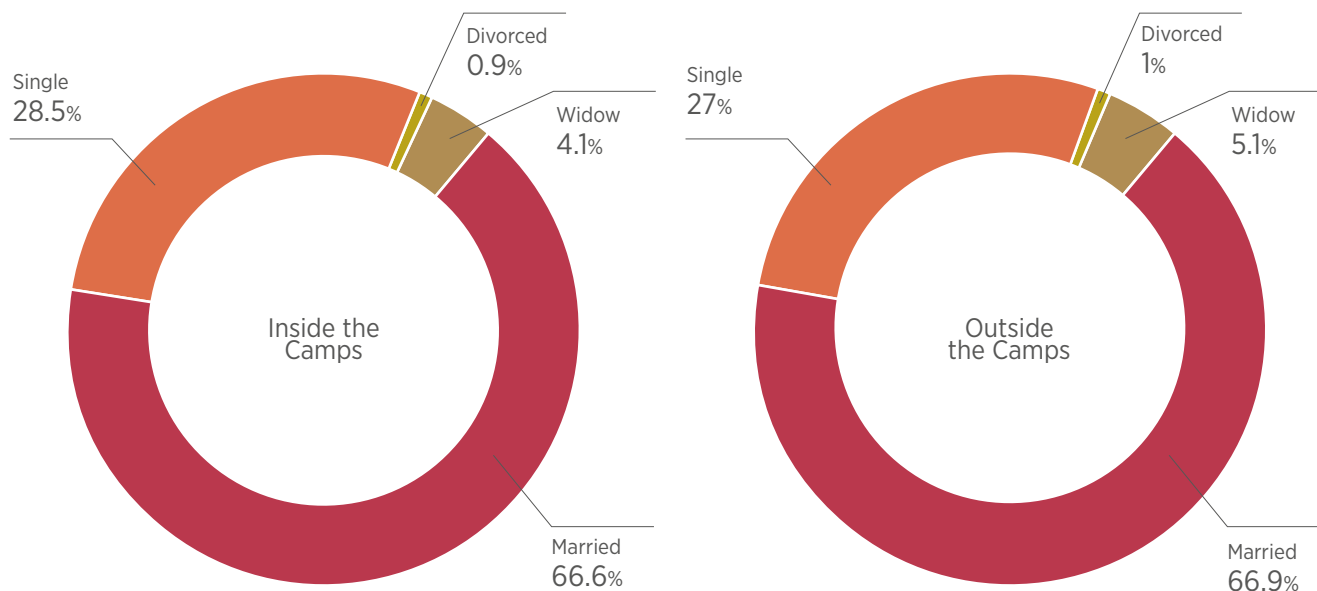
Syrian Women  
in Turkey



Figure 2.2.2 provides an answer to the question of “What is the education level of our female guests compared to the males?” In this regard, 14 percent of males are illiterate in comparison to 21 percent of females. Again, the percentage of females stating that they are only literate is higher than that of males. On the other hand, the percentage of males who have an educational background of middle school, high school, and university and higher is higher in each of these categories among males compared to females. When these three educational levels are considered together, they correspond to 45 percent among males and 36 percent among females. It can be concluded that our female Syrian guests have a lower overall level of education compared to that of males.

## 2.3 Marital status

Figure 2.3.1 provides data on the marital status of our female Syrian guests aged 15 and above. The similarity of the circle charts indicates that the marital status of our female guests inside and outside the camps is similar. The first notable difference is that 27 percent of females inside the camps are single, while 29 percent of females outside the camps are single. In this respect, another significant point is that 4 percent of females living inside the camps and 5 percent of those living outside have lost their husband.



Marital Status	Inside the Camps		Outside the Camps		Overall	
	Number	Percentage (%)	Number	Percentage (%)	Number	Percentage (%)
Married	1,475	66.6	1,435	66.9	2,910	66.7
Single	631	28.5	579	27.0	1,210	27.8
Divorced	20	0.9	21	1.0	41	0.9
Widow	90	4.1	109	5.1	199	4.6
Total	2,216	100	2,144	100%	4,360	100

**Figure 2.3.1** Marital status distribution of our female Syrian guests (aged 15 and above), inside and outside the camps

When interpreting tables and graphs on marital status, it is not possible to ignore the fact that the frequency of early marriages among our female Syrian guests is considerably high. Accordingly, when the 15-18 age group is considered separately, 14 percent of females are married. In other words, nearly 15 out of 100 females in the 15-18 age group are married.

Another point requiring consideration in analyses is that the percentage of marriage decreases as the level of education of our female guests increases.

According to the information obtained from the Unit on Foreign Nationals of the Şanlıurfa Police Department, especially Syrian females outside the camps are forced to get married by their families so they will not have to return to



Syrian Women  
in Turkey

Syria. However, most of the time couples end up experiencing problems because they do not possess the official Syrian documents required for marriage. Another issue to be pointed out is that especially Syrian women who have lost their husbands prefer to get married again.

The inability to find new containers for couples wishing to get married has been reported to be an important problem. It has been reported that this is one of the most important reasons for domestic problems. A single container or tent may not be adequate, as some of our Syrian guests are polygamous.

## 2.4 Occupation and monthly income

It can be observed that a large percentage of our female Syrian guests do not have an occupation that generates an

income. 38 percent of our female guests living inside the camps and 18 percent of those living outside the camps stated that they did not have an occupation. "Housewife" is a frequent response to the question on occupation even though it is not an income generating occupation. In this respect, 49 percent of the females living inside the camps and 69 percent of those living outside the camps responded to the question on their occupation as "Housewife". When these two categories are evaluated together, it can be observed that 87 percent of females do not have an occupation that generates an income. This figure is only 18 percent among males. Such low percentages in terms of occupation among females are an issue that requires attention.

Occupation	Inside the Camps		Outside the Camps		Overall	
	Number	Percentage (%)	Number	Percentage (%)	Number	Percentage (%)
Housewife	1,342	48.7	1,195	69.4	2,537	56.7
No Occupation	1,056	38.3	294	17.1	1,350	30.2
Teacher	91	3.3	73	4.2	164	3.7
Tailor/Dress Maker/Hat Maker	25	0.9	11	0.6	36	0.8
Hairdresser/Barber/Beautician	15	0.5	12	0.7	27	0.6
Farmer	9	0.3	9	0.5	18	0.4
Farm Worker/Assistant	7	0.3	7	0.4	14	0.3
Nurse/Midwife	8	0.3	4	0.2	12	0.3
Other	202	7.3	116	6.7	318	7.1
<b>Total</b>	<b>2,755</b>	<b>100</b>	<b>1,721</b>	<b>100</b>	<b>4,476</b>	<b>100</b>

**Table 2.4.1** Occupational status of our female Syrian guests, inside and outside the camps

Occupations/professions such as teaching, tailoring, hairdressing, farming, and nursing are prominent among our female guests who have an occupation/profession. Some of our female guests having an occupation/profession are

working voluntarily in the camps in Turkey and assisting their fellow citizens. Accordingly, it is of utmost importance to encourage females to attend the courses for acquiring an occupation.

The fact that a majority of females living outside the camps do not have an occupation renders that they are vulnerable for abuse particularly when they experience financial difficulties. It is necessary to take measures concerning this and to support women economically. During the conflicts and migration processes, if a woman is illiterate and does not have an occupation or income, the risks that she may be exposed to increase.



Hatay Apaydin Container Camp

Monthly Household Income in Syria (USD)	Inside the Camp (%)	Outside the Camp (%)	Overall (%)
0 USD - 100 USD	37.3	20.9	29.4
100 USD - 200 USD	40.4	30.8	35.8
200 USD - 300 USD	12.7	26.5	19.4
300 USD or higher	9.6	21.8	15.5
Total	100	100	100

\*The exchange rate used is 1 USD=129.75 Syrian Pounds as of 23 June 2013.

Table 2.4.2 Monthly household income of our female Syrian guests while they were in Syria (USD), inside and outside the camps

Table 2.4.2 provides details on the distribution of household income of our female guests in Syria. It can be understood from the table that our female guests living outside the camps were financially better off compared to those living inside the camps. 37 percent of females had an income of 0 – 100 US Dollars while in Syria. This figure is 21 percent among our female guests living outside the camps. Likewise, 40 percent of females living inside the

camps have specified that their monthly income was 100 – 200 US Dollars. The same figure for the females living outside the camps is 31 percent. Around 10 percent of females living inside the camps stated that they had an income of 300 US Dollars and higher. The figure corresponding to this among our female guests living outside the camps is 22 percent.

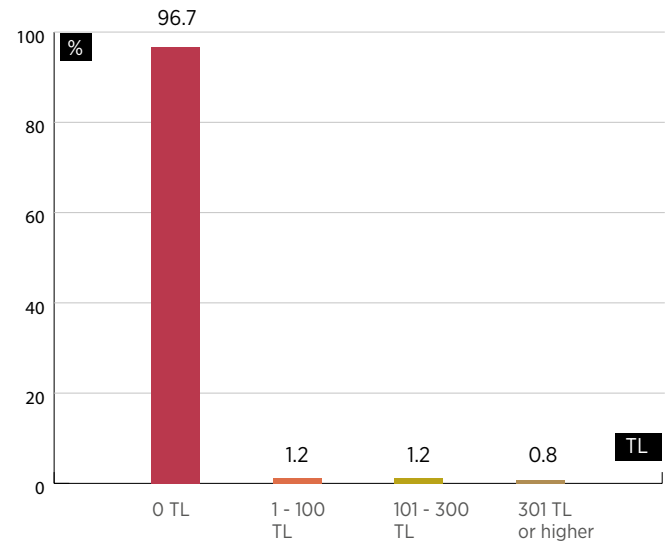
The average income of our female guests currently living inside the camps was 144 US Dollars when they were living in Syria. The average income for those living outside the camps was calculated as 225 US Dollars.

In conclusion, it can be observed that females with a higher monthly household income preferred to live outside the camps. The segment with a lower income compared to those living outside the camps continues to sustain their lives inside the camps.

Kahramanmaraş Merkez Tent City



Syrian Women in Turkey



*Graph 2.4.1 Distribution of the income earned by our female Syrian guests in the past month while in Turkey (Turkish Lira), outside the camps*

Graph 2.4.1 demonstrates the distribution of the income earned by female household heads in the past month. Accordingly, 97 percent of our female guests have stated that they were unable to earn an income in the past month. A relatively low 1.2 percent stated that they earned an income ranging between 1 – 100 TL and 101 – 300 TL. Only 0.8 percent stated that they earned an income of 301 TL and higher. Even though the purchasing power parity in the country is an important indicator, such amounts are not enough even to cover minimum needs outside the camps.



### 3. The effects of civil war on the lives of females

According to the United Nations (UN) data, 4.25 million people were displaced within Syria and 2.7 million persons have had to flee to the other countries since the conflict broke out in March of 2011. The 7 million people that had to flee their homes correspond to around a third of Syria's pre-conflict population. Due to the conflicts in Syria, females have been and still continue to be exposed to many troubles such as being arrested, losing their family mem-

bers, physical and economic problems, and gender-based violence. Especially young girls face the risk of experiencing violence, lack of education, early marriage, and pregnancy.

One of the most important objectives of our study is to determine how our female guests were affected by the conflict and displacement, and to obtain information on their plans for the future. This section covers associated survey results and data obtained through interviews.

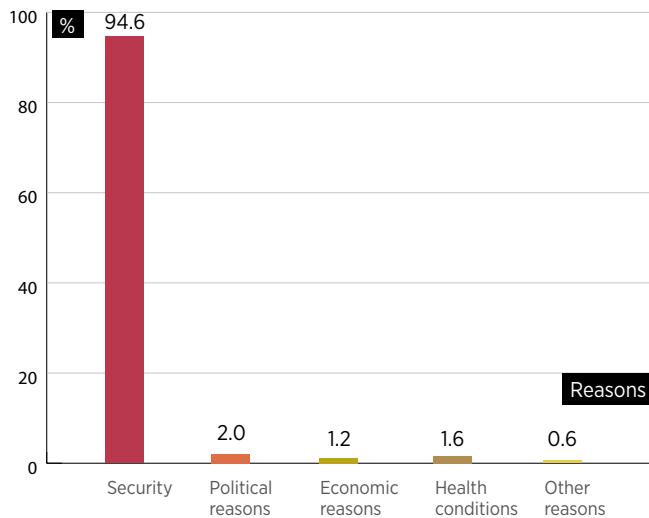


*Kilis Elbeyli Beşiriye Container Camp*



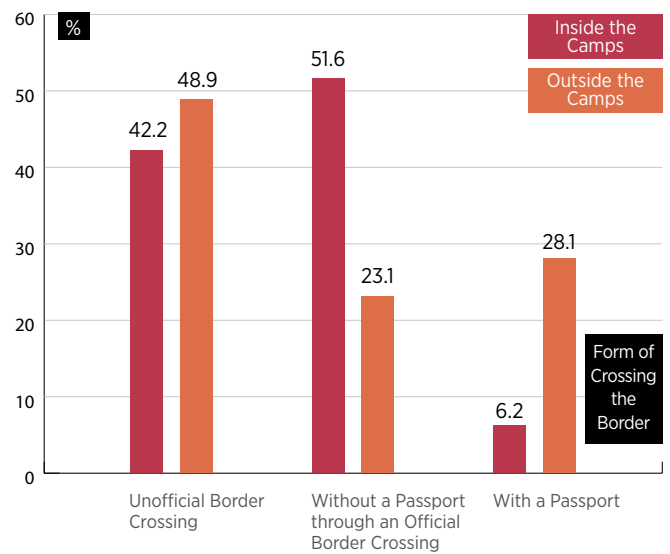
Syrian Women  
in Turkey

### 3.1 Fleeing Syria



Graph 3.1.1 Reasons of Syrian females for fleeing Syria

Graph 3.1.1 provides details on the reasons forcing our female guests to flee Syria. In this regard, security reasons are at the top of the list as the reason for escaping domestic unrest. 95 percent of our female Syrian guests stated that they fled Syria due to security reasons. On the other hand, 2 percent fled due to the political reasons, 2 percent due to the health conditions, and 1 percent due to the economic reasons.

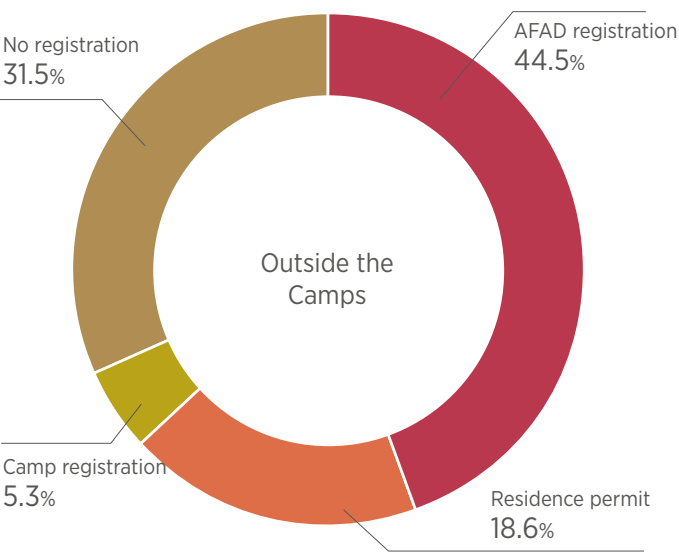


Form of Crossing the Border	Inside the Camps		Outside the Camps		Overall	
	Number	Percentage (%)	Number	Percentage (%)	Number	Percentage (%)
Unofficial Border Crossing	116	42.2	108	48.9	224	45.2
Without a Passport through an Official Border Crossing	142	51.6	51	23.1	193	38.9
With a Passport	17	6.2	62	28.1	79	15.9
Total	275	100	221	100	496	100

Figure 3.1.1 Form of entry into Turkey by our female guests, inside and outside the camps

Figure 3.1.1 provides details on the form of entry into Turkey by our female household heads. Accordingly, 42 per cent of females living inside the camps entered Turkey through unofficial border crossings. The corresponding figure among those living outside the camps is 49 per cent. In other words, nearly half of our female guests have entered Turkey through an unofficial border crossing.

On the other hand, 52 percent of females living inside the camps and 23 percent of those living outside the camps entered Turkey without a passport through official border crossings. In other words, more than half of the females living inside the camps entered Turkey through an official border crossing. Such a high percentage is striking. On the other hand, those entering Turkey with a passport have a higher percentage among those living outside the camps. Accordingly, 28 percent of females living outside the camps entered Turkey with a passport; whereas this figure is only 6 percent among those living inside the camps.



Graph 3.1.2 Status of registration of our female guests in Turkey, outside the camps



AFAD President Dr. Fuat OKTAY



Syrian Women  
in Turkey

Reasons for preferring Turkey instead of another country	Inside the Camps		Outside the Camps		Overall	
	Number	Percentage (%)	Number	Percentage (%)	Number	Percentage (%)
Convenient access	200	82	206	82.1	406	82
Trust in Turkey	26	10.7	17	6.8	43	8.7
Better conditions	7	2.9	22	8.8	29	5.9
Religious reasons	7	2.9	2	0.8	9	1.8
Other	4	1.6	4	1.6	8	1.6
<b>Total</b>	<b>244</b>	<b>100</b>	<b>251</b>	<b>100</b>	<b>495</b>	<b>100</b>

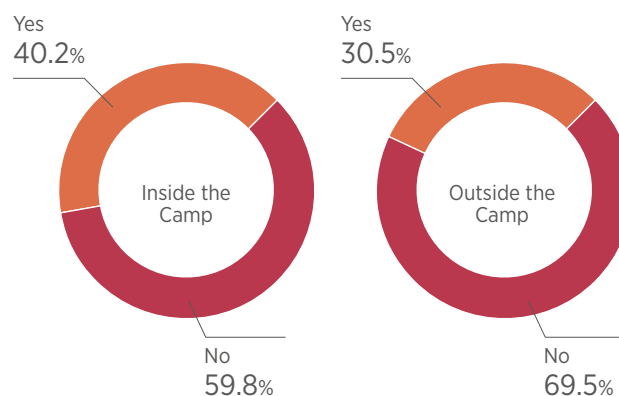
**Table 3.1.1** Reasons for our female Syrian guests preferring Turkey instead of another country, inside and outside the camps

Table 3.1.1 demonstrates the reasons for our female Syrian guests preferring Turkey instead of another country. 82 percent of our female guests have indicated the convenience in access as the main reason for preferring Turkey instead of another country. Trust in Turkey is the second reason on the list after convenient access. Moreover, 11 percent of females living inside the camps and 7 percent of them living outside the camps preferred Turkey because they trusted Turkey. On the other hand, 3 percent of females living inside the camps and 9 percent of those living outside the camps preferred Turkey due to better conditions compared to other countries; while 3 percent of females living inside the camps and 1 percent of those living outside the camps preferred Turkey due to religious reasons.

Osmaniye Cevdetiye Tent City



### 3.2 The impact of the war on family members and relatives

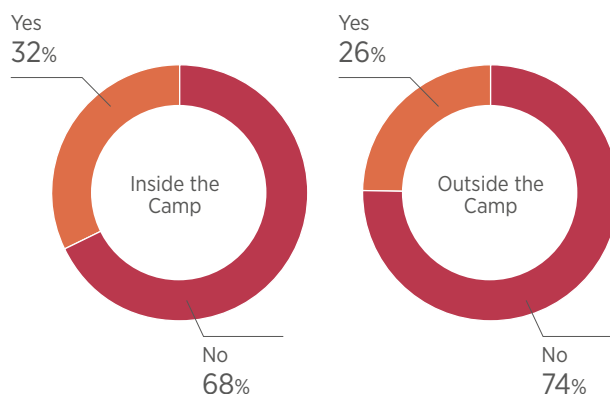


Do you have a relative that has lost his/her life in the war?	Inside the Camps (%)	Outside the Camps (%)	Total (%)
Yes	40.2	30.5	35.3
No	59.8	69.5	64.7
<b>Total</b>	<b>100</b>	<b>100</b>	<b>100</b>

**Figure 3.2.1** Whether or not our female Syrian guests have any relatives that have lost their lives in the domestic unrest, inside and outside the camps

The most tragic outcomes of the domestic unrest in Syria can be observed in Figure 3.2.1. Accordingly, 35 percent of the female Syrians have lost at least one relative due to the civil war. This figure is 40 percent among our female guests living inside the camps and around 31 percent among our female guests living outside the camps.

During the field studies, our guests responding as “yes” to the question on whether or not they have lost a relative in the civil unrest in Syria were also asked how many relatives they had lost. The data and figures derived from answers to this question appear to be tragic. Accordingly, females who have lost a relative in the civil war have lost an average of 3 relatives. Such losses can cause greater trauma in families with a low socioeconomic level.



Do you have a relative that has lost his/her life in the war?	Inside the Camps (%)	Outside the Camps (%)	Total (%)
Yes	32	26	27.9
No	68	74	71.1
Total	100	100	100

*Figure 3.2.2 Whether or not our female Syrian guests have any relatives injured in the domestic unrest, inside and outside the camps*

Figure 3.2.2 covers the answers of our female Syrian guests to the question on whether or not they had any relatives injured in the civil unrest in Syria. Accordingly, 32 percent of our Syrian guests living inside the camps and 26 percent of those living outside the camps specified that they had lost at least one relative in the civil unrest.

The higher rate of female guests inside the camps with relatives who lost their lives or were injured in the civil war compared to those living outside the camps exhibits a direct correlation with the lower socioeconomic profile and status of being affected more by war conditions.



Syrian Women  
in Turkey

A large segment of Syrian families either have a relative who has lost his/her life or injured in the civil war. This figure strikingly demonstrates the extent of the destruction in Syria and its impact on people.

Our Syrian guests were also asked if all their family members were currently with them. According to the results, 62 percent of female household heads and 68 percent of male household heads stated that all their family members were currently with them. In other words, two-fifths of all female household heads stated that all their family members were currently not with them.

Table 3.2.1 provides details on the responses of female household heads concerning what happened to the family member not with them. It can be observed in the table that 24 percent stated that their family members stayed in Syria to engage in the fighting. This figure is 31 percent within the camps and 16 percent outside the camps.

15 percent stated that the family member currently not with them stayed in Syria to take care of their property, and 10 percent stated that the family member currently not with them was dead. On the other hand, 8 percent sta-


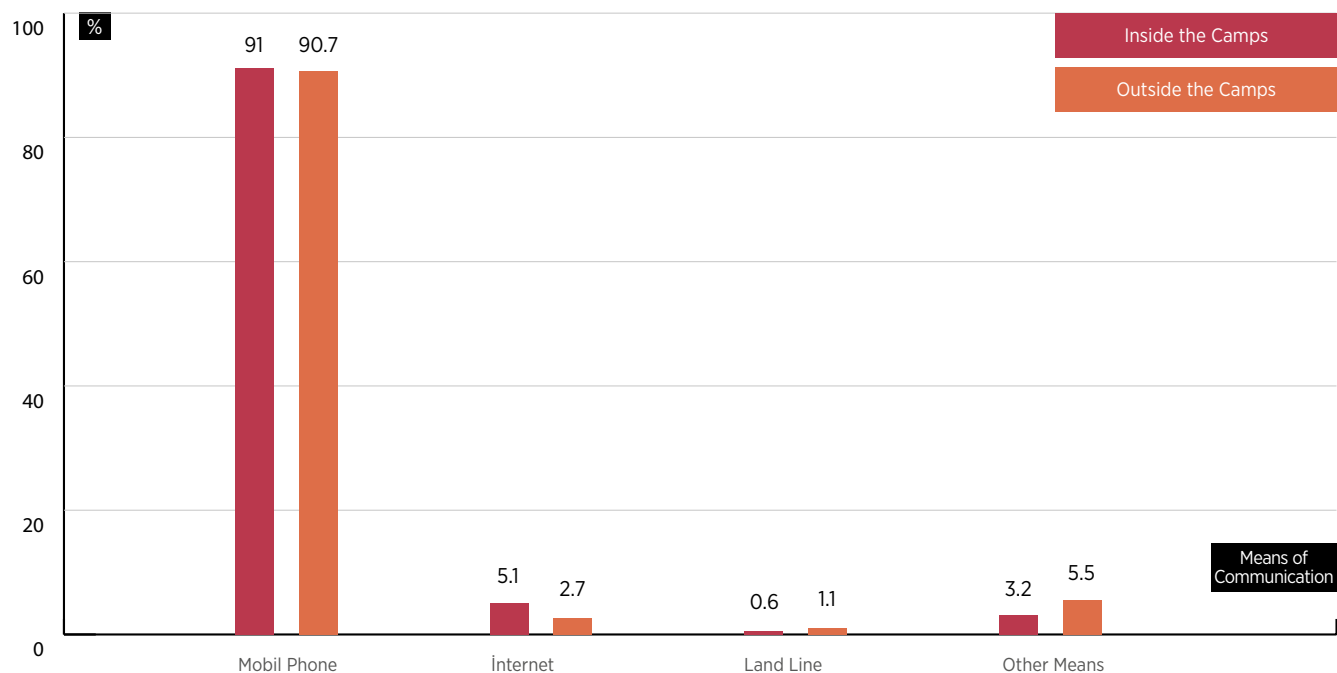


Sanlıurfa Akçakale Tent City

ted that they did not have information on family members that are not currently with them or that family members currently not with them were lost. The other responses to this question were as follows: the family members were unable to come due to their disease/disability/old-age, those family members went to other places, and other reasons.

Status of family members currently not with them	Inside the Camps (%)	Outside the Camps (%)	Total (%)
Stayed in Syria to Fight	30.9	16.5	23.8
Stayed in Syria to Take Care of Property	11.7	17.6	14.6
Dead	13.8	6.6	10.3
Lost/I don't know	6.4	9.9	8.1
Stayed in Syria due to Illness/Disability/Old-Age	5.3	6.6	5.9
Went Somewhere Else	8.5	2.2	5.4
Other Reasons	23.4	39.6	31.4
<b>Total</b>	<b>100</b>	<b>100</b>	<b>100</b>

**Table 3.2.1** Status of the family members currently not with the female family household head, inside and outside the camps



Form of communication with their relatives in Syria	Inside the Camps (%)		Outside the Camps (%)		Overall	
	Number	Percentage (%)	Number	Percentage (%)	Number	Percentage (%)
Mobil Phone	142	91	165	90.7	307	90.8
Internet	8	5.1	5	2.7	13	3.8
Land Line	1	0.6	2	1.1	3	0.9
Other Means	5	3.2	10	5.5	15	4.4
Total	156	100	182	100	338	100

*Figure 3.2.3 Means of communication of our female guests with their relatives in Syria, inside the camps and outside the camps*

Figure 3.2.3 provides details on the means of communication used by our female guests to contact their relatives in Syria. In this regard, 91 percent of our female guests inside and outside the camps stated that they used mobile phone to communicate with their relatives. The internet

has the second highest percentage on the list. More specifically, 5 percent of females inside the camps and 3 percent of females outside the camps specified the internet to be their main means of communication.



Syrian Women  
in Turkey

It is followed by landlines on the list. In general, only 1 percent of females use landlines as a means of communication with their relatives in Syria. Furthermore, 4 percent of females stated that they communicated through other means (letters, etc.). This figure is slightly higher outside the camps.

While the respondents didn't express any complaints about the means of communication during the survey and the interviews; they frequently stated their concerns about the status of their relatives left in Syria.

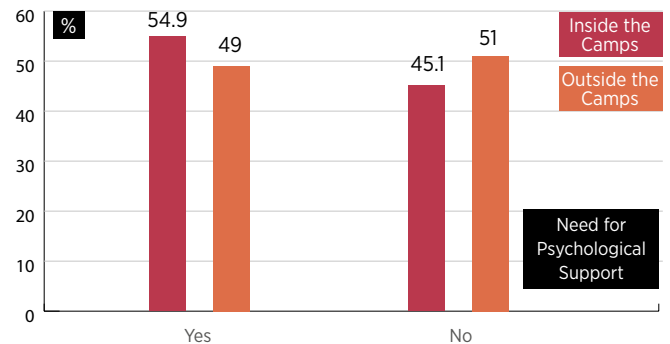
26-year-old F had been staying in Turkey for 5 months at the time of our interview. F has two children and her husband lost his life in the war. F is currently staying with her cousin at the container camp. F was asked why she preferred to come to Turkey, and she said that she had heard that Turkey was safe.

F said that she always imagined Turkey to be a beautiful country prior to the war, but it was a pity that she had to come to Turkey in this way. She emphasized that she felt safe.

### 3.3 Psychosocial effects

Figure 3.3.1 summarizes the answers to the question of whether or not our female Syrian guests and their family members require psychosocial support. When our female guests living inside and outside the camps are evaluated together, 52 percent of females consider that either they or their family members require a psychological support. In other words, slightly more than half of the females stated that either they or their family members require a psychological support.

Likewise, 55 percent of our female guests inside the camps and 49 percent of them outside the camps stated either they or their family members require psychological support. Outstandingly, a higher percentage of our female guests living inside the camps have stated that they require psychological support compared to those living outside the camps, which is an important issue requiring attention.



Do you believe that you or your relatives require psychological support?	Inside the Camps		Outside the Camps		Overall	
	Number	Percentage (%)	Number	Percentage (%)	Number	Percentage (%)
Yes	134	54.9	123	49	257	51.9
No	110	45.1	128	51	238	48.1
Total	244	100	251	100	495	100

Figure 3.3.1 Need of our female Syrian guests for psychological support, inside and outside the camps

In your household, are there any adults that have sleeping disorders, have recurring thoughts about the war, and feel anxious and afraid?	Inside the Camps		Outside the Camps		Overall	
	Number	Percentage (%)	Number	Percentage (%)	Number	Percentage (%)
Yes	101	61.6	71	37.6	257	48.7
No	63	38.4	118	62.4	238	51.3
Total	164	100	189	100	495	100

In your household, are here any children that have sleeping disorders, have recurring thoughts about the war, and feel anxious and afraid?	Inside the Camps		Outside the Camps		Overall	
	Number	Percentage (%)	Number	Percentage (%)	Number	Percentage (%)
Yes	71	46.1	50	25.6	121	34.7
No	83	53.9	145	74.4	228	65.3
Total	154	100	195	100	495	100

**Table 3.3.1** Adults and children that have sleeping disorders, have recurring thoughts about the war, and feel anxious and afraid in the households of our female guests, inside and outside the camps

Table 3.3.1 shows the responses to the question of whether or not female household heads have any adults or children in their household that have sleeping disorders, have recurring thoughts about the war or feel anxious and afraid. Accordingly, it can be seen that children are slightly less affected by the war setting compared to the adults. In this regard, 35 percent of female household heads stated that children in their household had sleeping disorders or they were anxious; whereas 49 percent expressed that the adults in their households experience similar problems.

Another point that is striking for both adults and children is that those living inside the camps have been affected more than our guests living outside the camps. In this regard, 62 percent of the female household heads living inside the camps stated that adults in their household had sleeping disorders or were anxious compared to only 38 percent of female household heads stating the same out-

side the camps. Furthermore, 46 percent of female household heads inside the camps stated that children in their household experienced similar problems; whereas this figure is only 26 percent outside the camps.



In conclusion, it can be observed that children are in a better condition compared to adults in terms of the psychological effects of war. Furthermore, those living outside the camps are also in a better condition compared to those living inside the camps. A reason for this can be the fact that those living outside the camps are involved in daily life more than those living inside the camps.



Syrian Women  
in Turkey

H.H is a 38-year-old midwife. Her husband was a taxi driver while in Syria. Their house was bombed and then she stayed in Reyhanlı for a while. However, they were afraid because they were close to the border, and they moved to Harran. She said that unexpected sounds still make her anxious.

She wanted to work even though she had a herniated disc when they came here. She is now assisting in deliveries at the medical center. Doing something for others has enabled her to cling to life. She is dreaming of the day she will return to her country. However, in order to be able to help people here, she wants to learn Turkish.

An issue not included numerically in the report, but should be briefly discussed is how our female Syrian guests interpret the thoughts/behavior of people in Turkey towards them. Accordingly, around 76 percent of our female guests living inside the camps stated that people in Turkey treated them in a positive manner. This is 79 percent among our female guests living outside the camps. Only 6 percent of our female guests living inside the camps and 7 percent of those living outside the camps stated that treatment of the Turkish people towards them was negative. These percentages are similar to that of males.



Psychological disorders can be frequently observed among our guests. It was determined that many patients with symptoms such as headaches and vertigo had psychological problems. It was determined that the trauma of war appeared with psychosomatic diseases. Females with psychological problems resort to the excessive use of psychiatric medication; and doctors in medical centers are primarily referring patients to hospitals and trying to ensure that they are monitored in order to prevent this.



## 4. Sheltering and basic needs outside the camps

In the field observations, it was determined that our guests living outside the camps have started to gradually integrate into daily life. For instance, it was observed that various coffee shops and restaurants had opened for Syrians. It was also seen that our financially well-off Syrian guests opened businesses in partnership with their relatives or Turkish citizens. In spite of their mentioned adaptation, the conditions of our female Syrian guests living outside the camps are not very good. Despite this,

only 9 percent of our female guests living outside the camps stated that they wish to live inside the camps.

Our female guests are coping with many problems such as sheltering and shortage of basic needs. In this section, their access to housing, basic needs, and hygiene items will be discussed.

Answers to the question on why our female Syrian guests prefer living outside the camps are striking. 76 percent of females stated that they lived outside the camps due to sheltering conditions. 7 percent stated that they lived outside the camps due to health reasons and 4 percent due to security reasons.

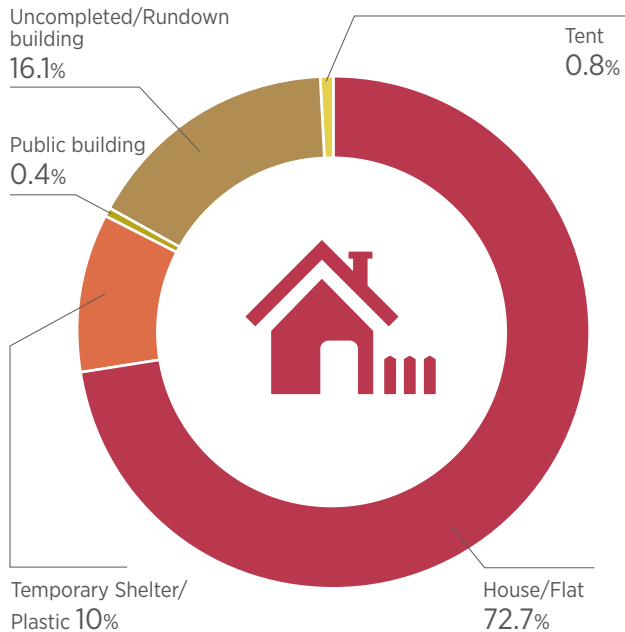


Mardin Nusaybin Tent City



Syrian Women  
in Turkey

## 4.1 Type of housing and an evaluation on the housing units



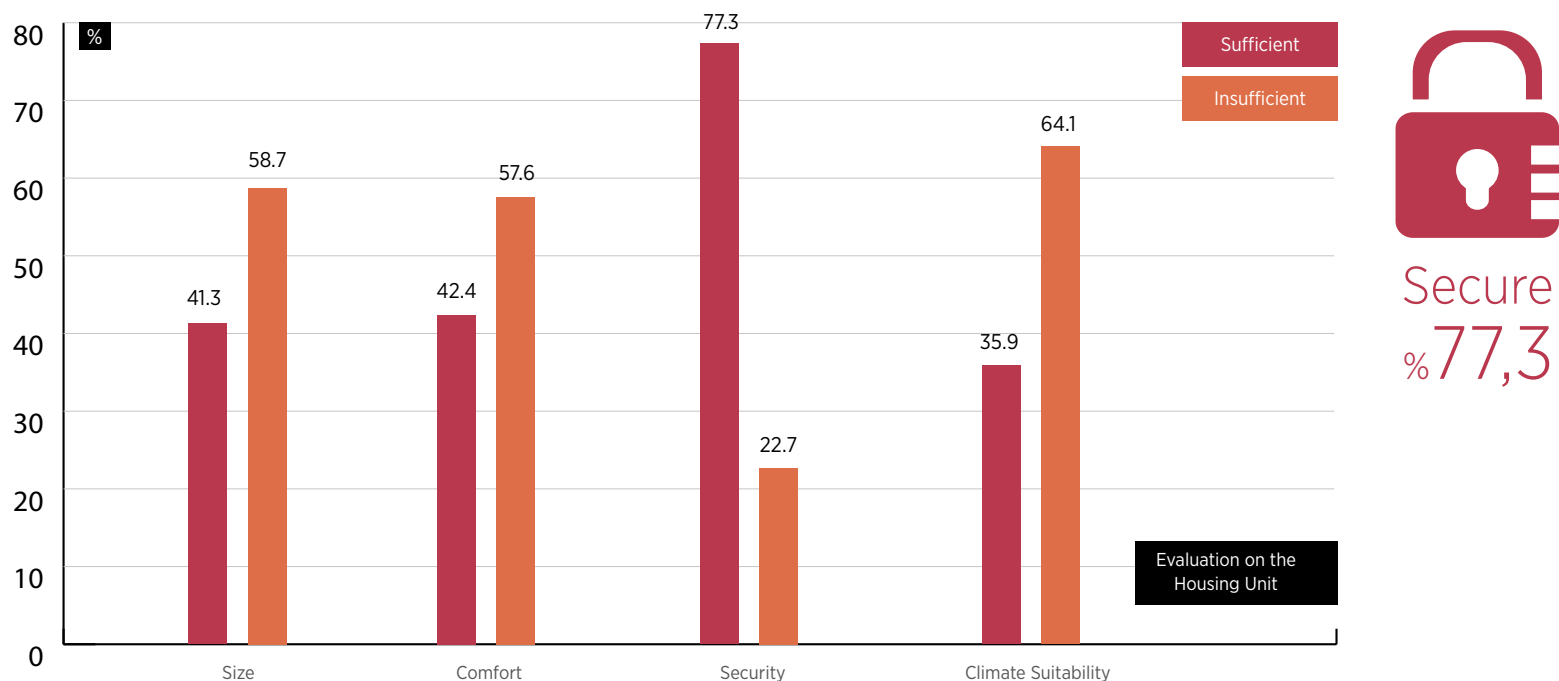
**Graph 4.1.1** Type of housing of our female Syrian guests, outside the camps

Graph 4.1.1 provides details on the type of housing of our female guests living outside the camps. Accordingly, 73 percent of our female guests living outside the camps live in a house or flat. Even though this appears to be a satisfactory percentage, 27 percent of our guests live under more challenging conditions. In this respect, 16 percent stated that they lived in uncompleted or rundown buildings. Moreover, 10 percent stated that they lived in a temporary shelter or plastic shelter. 1 percent stated that they lived in tents even though they lived outside the camps. Less than

1 percent stated that they lived in the public buildings.

In the field study, the females were also asked how many rooms there were in their housing units, how many families they lived with, and how many people they shared the housing unit with. In this regard, female household heads living outside the camps stated that there were an average of 2 rooms in their housing units, and they shared their housing units with an average of 8 persons. The number of families per housing unit located outside the camps was calculated as 1.4.





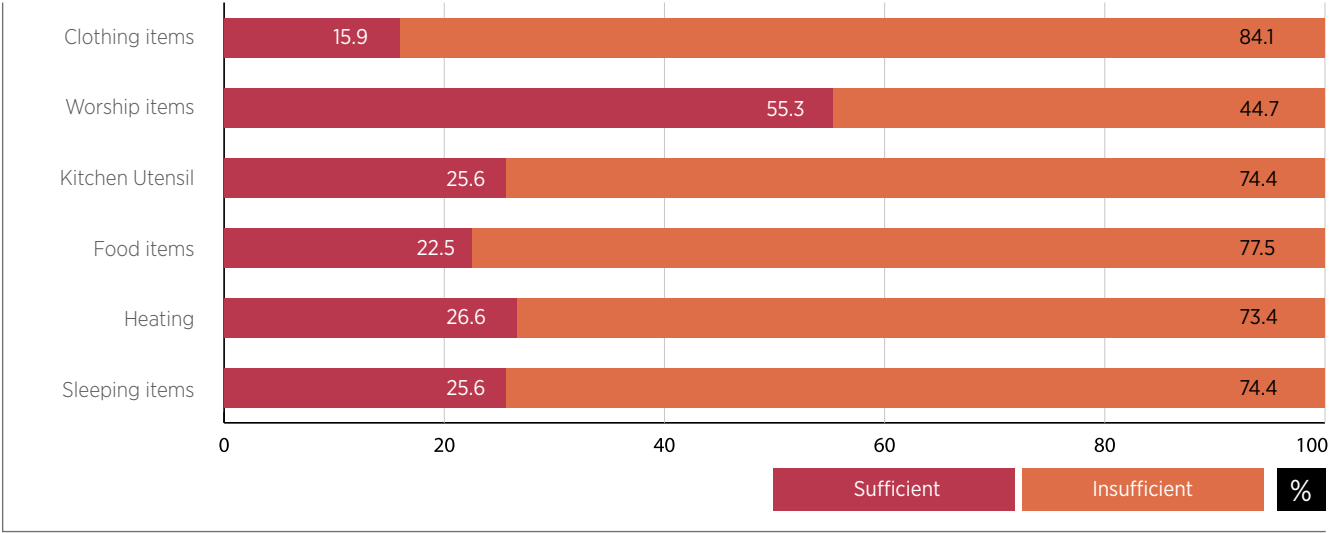
Graph 4.1.2 Evaluation on the housing units of our female Syrian guests, outside the camps

Evaluations of our female guests living outside the camps on the size, comfort, security, and climate suitability of the housing units are provided in Graph 4.1.2. According to the graph, the first striking point is that a large majority of our female guests consider the security of the housing unit to be adequate. In this regard, 77 percent of our female guests living outside the camps stated that they considered the security of their housing units to be adequate. However, the level of adequacy of the housing units in terms of the size, comfort, and climate suitability are at a lower level. Accordingly, 41 percent of females consider the size of the housing unit to be adequate, 42 percent consider the comfort of the housing unit to be adequate, and 36 percent consider the climate suitability of the housing unit to be adequate. Especially the size, comfort, and climate suitability of housing units appear as the issues required to be improved.



Syrian Women  
in Turkey

4.2 Access to basic needs



Graph 4.2.1 Status of sufficiency of the basic needs of our female Syrian guests, outside the camps

In order to determine the sufficiency of the basic needs of our female guests living outside the camps, they were asked questions on whether or not clothing items, worship items, kitchen utensils, food items, heating, and sleeping items were adequate. The distribution pertaining to these questions is provided in Graph 4.2.1. They expressed that all needs other than worship items were at insufficient levels. In this regard, 84 percent of the females stated that clothing items were insufficient, 74 percent of them stated that sleeping items were insufficient, 77 percent stated that food items were insufficient, 73 percent stated that heating was insufficient. And 74 percent stated that sleeping items were insufficient. On the other hand, 55 percent of our female guests stated that worship items were sufficient.

Access to Water and Sanitation/ Hygiene Items	Easy (%)	Normal (%)	Difficult (%)	Total (%)
Drinking Water	59.8	14.7	25.5	100
Utility Water	62.5	18.7	18.7	100
Soap	37.5	20.7	41.8	100
Cleaning Agents	32	21.2	46.8	100
Diapers	26.7	18.3	55	100
Feminine Hygiene Products	29.3	20.4	50.2	100

Table 4.2.1 Female Syrian guests’ access to water and sanitation/hygiene items, outside the camps

Our female Syrian guests living outside the camps were requested to classify the difficulty in access to water and sanitation/hygiene items. Associated results are provided in Table 4.2.1. Accordingly;

- 60 percent of females stated that access to drinking water was easy; whereas 25 percent of females said it was difficult.
- 62 percent of females stated that access to utility water was easy; whereas around 19 percent said it was difficult.
- 37 percent of females stated that obtaining soap was easy; whereas 42 percent said it was difficult.
- 32 percent of females stated that obtaining cleaning agents was easy; whereas 42 percent said it was difficult.
- 27 percent of females stated that obtaining diapers was easy; whereas 55 percent said that it was difficult.
- 29 percent of females stated that obtaining feminine hygiene products was easy; whereas 50 percent said it was difficult.

In conclusion, it is possible to classify diapers, feminine hygiene items, and cleaning agents as the items that are difficult to access. On the other hand, access to drinking water, utility water, and soap were determined as easily accessible.

55-year-old H. lost 15 persons from her family in the war. Her village was raided, and her 40 day-old grandchild Z's body was coincidentally found by a photographer among other bodies. Found among 170 dead bodies, Z is called the "flower among the martyrs" in Syria.

They have been living here since the camp was established. Previously, they stayed for 6 months somewhere near Syria. They managed to stay alive by eating once in 3-4 days in a setting without electricity and water.

They fled with rafts on the Orontes River. After experiencing all these H. describes the moment she came to the camps as follows:

"It was like as if we had come to paradise. We were given provisions even though it was late at night. That meal was like a miracle. It was a meal that I would not forget forever."



Syrian Women  
in Turkey



## 5. Syrian women in the camps

It is an acknowledged fact that conditions of the tent cities and container camps have different effects on our male and female guests. Privacy is especially important for women because of the culture of Syrians. In this regard,

AFAD has tried to provide convenience to women with regards to such privacy in the camps. However, it is inevitable for our female guests to feel confined and to express this from time to time. No doubt, life in the camps is more difficult for our female guests who are not allowed to go outside during the hot summer months.



*Kilis Elbeyli Beşiriye Container Camp*

Around 42 percent of female Syrian household heads specified that they preferred living in the camps due to economic conditions. Furthermore, 27 percent stated that they preferred the camps due to security reasons. And 54 percent of our female guests responded “yes” to the question of “Would you like to live outside the camps?”

### 5.1 Access to tents/containers and basic needs

The camps established by AFAD do not only address basic needs, but also other needs such as social needs. For example, educational opportunities are provided for children at the school age; field hospitals were established to provide the healthcare services. Furthermore, playgrounds, social facilities, and supermarkets were presented to the disposal of our guests.

Just like those living outside, our female guests living inside the camps have evaluated the tents and containers they live in. Such evaluations can be observed in Figure 5.1.1. The most sufficient characteristic of the tents and containers is specified by our female guests as the security, whereas the most insufficient characteristic is the climate suitability of tents/containers.

In this respect, 60 percent of females described the size of the tents or containers to be sufficient. Comfort was another characteristic evaluated positively. Furthermore, 63 percent of females considered the comfort of tents or containers to be sufficient. However, the security of the tents and containers is the most positively evaluated characteristic. A large majority of our female guests, i.e. 86 percent, considered the tents/containers to be sufficient in terms of security.

The climate suitability of the tents or containers appears to be evaluated the most negatively. A large majority of our female, i.e. 78 percent, guests evaluated the climate suitability of the tents/containers to be inadequate. Also, during the field studies, it was observed that problems regarding ventilation/cooling was frequently expressed. However, it is possible to see that our female guests inside the camps comment on their housing units more positively compared to those living outside the camps.

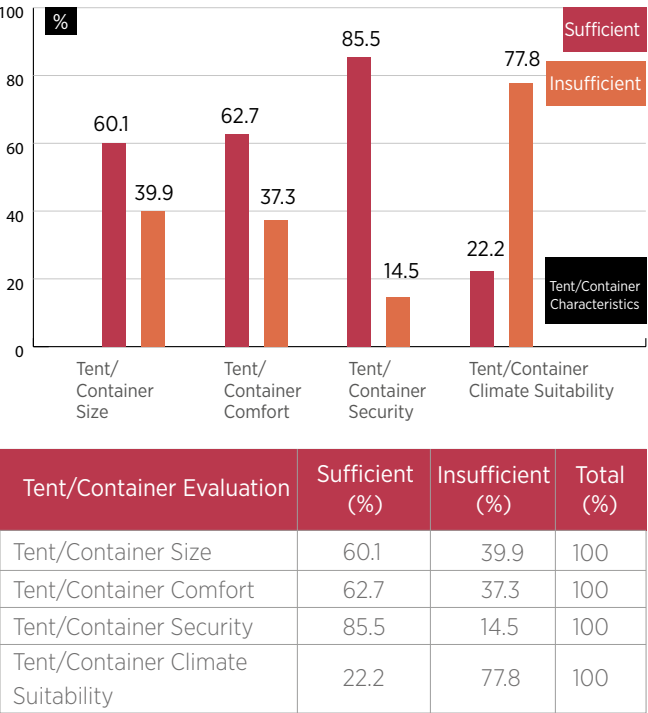
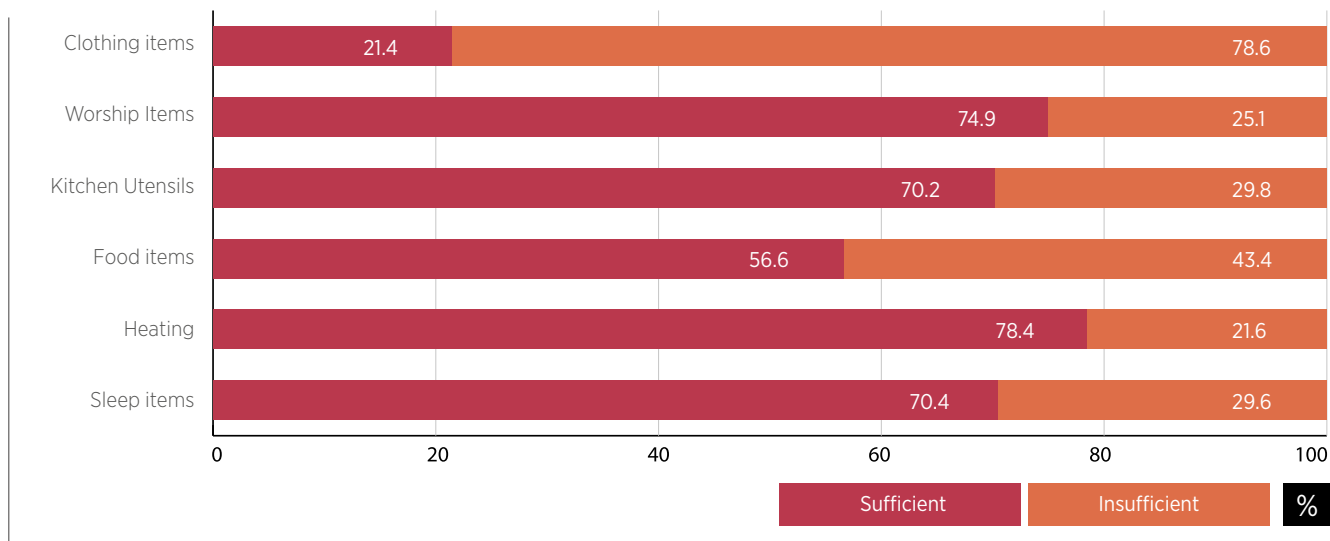


Figure 5.1.1 Evaluation of tent/container characteristics by our female Syrian guests inside the camps





**Graph 5.1.1** Evaluation on basic supplies in the tent/containers by our female Syrian guest, inside the camps

Graph 5.1.1 provides details on the level of sufficiency of basic supplies in the tents/containers of our female guests. Accordingly, there are no problems concerning worship items, kitchen utensils, heating, and sleeping items. On the other hand, food and clothing items were specified as insufficient.

According to the graph above, 78 percent of our female guests stated that heating was sufficient; 75 percent stated that worship items were sufficient; and 70 percent stated that kitchen utensils and sleeping items were sufficient. On the other hand, 57 percent considered food items to be sufficient.

The most striking point was clothing items. 79 percent of our female guests stated that clothing items were insufficient. In other words, nearly 80 out of 100 females have a need for clothing.

When compared with our female guests outside the camps,

it can be observed that the level of sufficiency of all items is higher inside the camps. Accordingly, it is evident that at that point, our female guests living outside the camps require more support than those living inside the camps.

Access to water and sanitation/hygiene items	Easy (%)	Normal (%)	Difficult (%)	Total (%)
Drinking Water	59.7	11.1	29.2	100
Utility Water	66.7	15.6	17.7	100
Soap	69.8	14.9	15.3	100
Cleaning Agents	65.8	15.6	18.5	100
Diapers	65.7	16.7	17.6	100
Feminine Hygiene Products	70.8	13.3	15.8	100

**Table 5.1.1** Access to water and Sanitation/Hygiene Items by our female Syrian guests, inside the camps

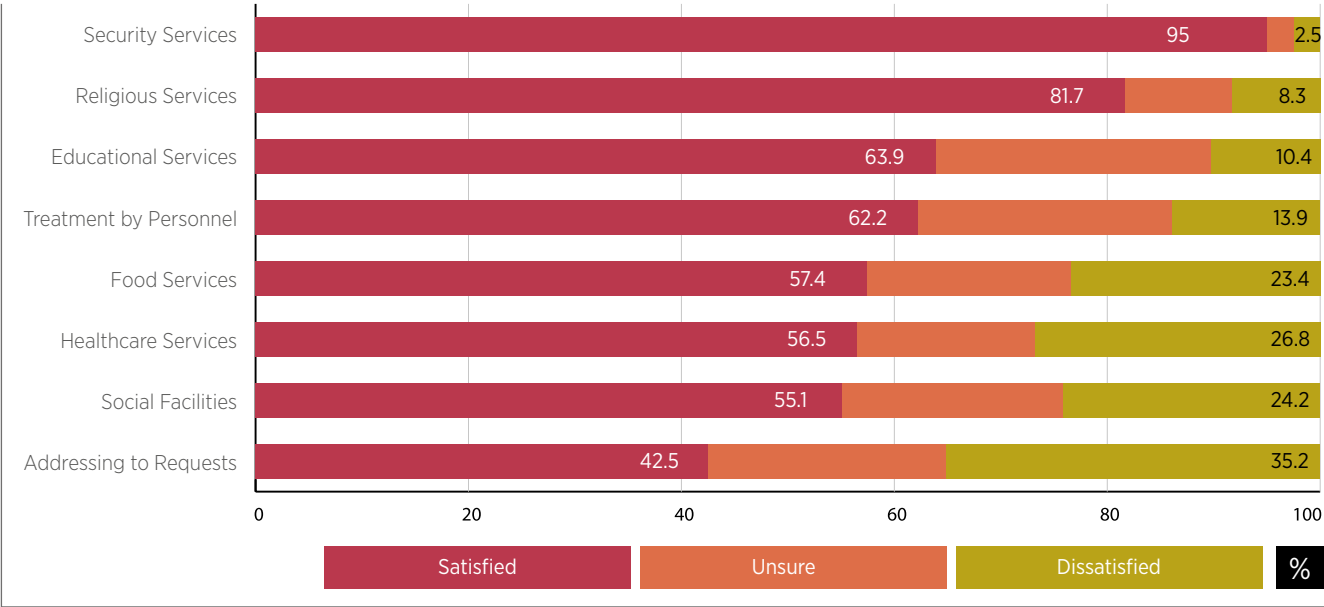
As it is the case in the other graphs and tables, according to Table 5.1.1, our female guests living inside the camps are more advantageous in accessing the water and sanitation/ hygiene items compared to those living outside the camps. Although, there is not an outstanding difference inside and outside the camps in terms of drinking and utility water; it is apparent that access to soap, cleaning agents, diapers, and feminine hygiene products is easier inside the camps.

In this respect, 60 percent of females inside the camps stated that they could easily access drinking water. Similar figures are 67 percent for utility water, 70 percent for soap, 66 percent for cleaning agents, 66 percent for diapers, and

71 percent for feminine hygiene products.

The reasons why our female guests inside the camps have not encountered difficulties in obtaining feminine hygiene products is the services provided in the camps. Even though there are more facilities to access such needs outside the camps compared to inside the camps, our female guests experience problems in accessing them. Some of the reasons for this can be considered as low level of income, language problems or the inability to leave home.

## 5.2 Evaluation of services in the camps



Graph 5.2.1 Evaluation of the services provided in the camps by our female Syrian guests, inside the camps

Graph 5.2.1 demonstrates the level of satisfaction of our female guests concerning the services provided in the camps. The intensity of yellow in the graph indicates the high level of satisfaction.

Security services are the services our female guests are most satisfied with. It was previously pointed out that our female guests felt safe both inside and outside the camps. Accordingly, 95 percent of our female guests inside the



Syrian Women  
in Turkey



camps stated that they were satisfied with the security services.

Religious services are the second most satisfying type of service. In this respect, 82 percent of our female guests stated that they were satisfied with the religious services provided inside the camps. Religious services were followed respectively by educational services (64%), treatment by personnel (62%), and food services (57%).

57 percent of our female guests stated that they were satisfied with the healthcare services and 55 percent stated that they were satisfied with the social facilities. On the other hand, the most dissatisfied service is the healthcare services. In this respect, 27 percent of our

female guests specified that they were not satisfied with the healthcare services provided in the camps.

It is seen that 43 percent of our female guests stated that they are satisfied that their requests were addressed; whereas 35 percent expressed dissatisfaction for it.

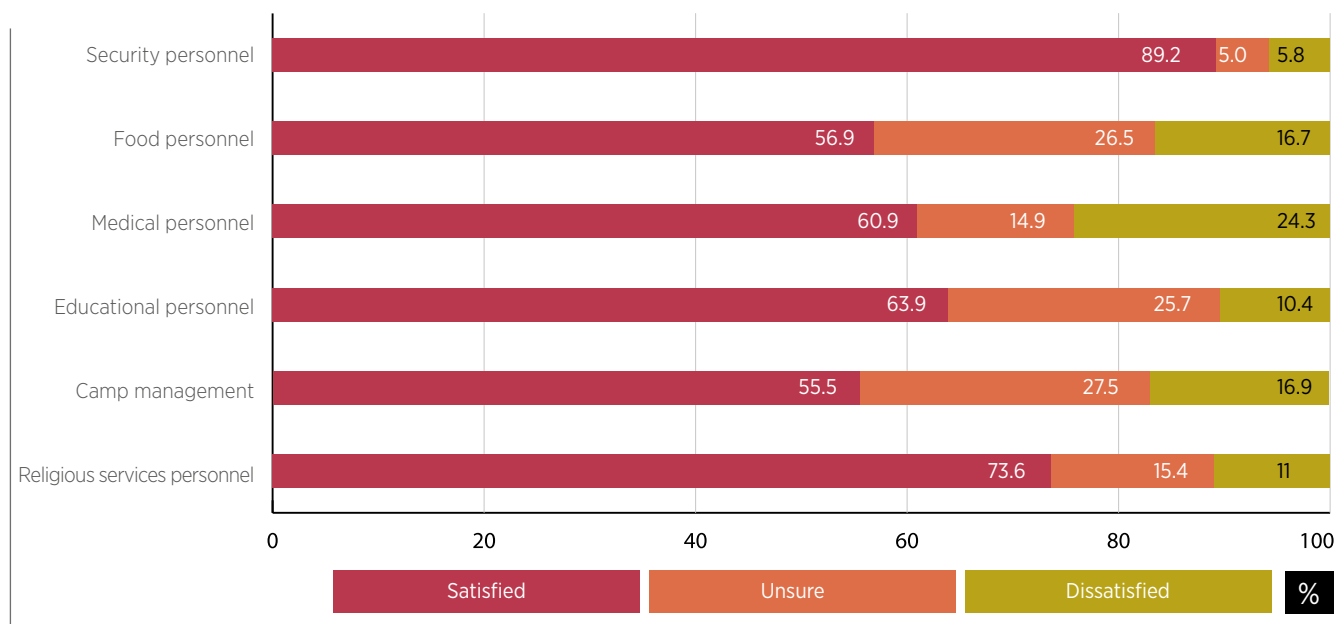
Our female guests were also asked whether or not they knew where to apply to in case they encounter ill-treatment, and whether or not they experienced any problems in reaching authorities in case they encounter trouble. In this respect, 53 percent of our female guests living inside the camps stated that they did not have any problems in reaching authorities in case they encountered trouble; whereas 47 percent stated that they had problems in reaching authorities and this is a significantly high figure. 57 percent of our female guests inside the camps knew where to apply in case they experience ill-treatment. Apparently, percentages outside the camps are higher in this respect.

Furthermore, the field studies have revealed that the inhomogeneous distribution of male and female personnel at all camps was an important deficiency. The greatest problem concerning females is the lack of female staff working at nights. Also, the services concerning the females are interrupted as there is no interpreter working at nights.

F. used to live in a small village in Syria. She points out that she saw the largest TV in her life at the TV container in the camps; and she adds that the means in the camps are much better than those back in Syria. Furthermore, she says that she regards the camp staff as her family.

## Satisfaction with security personnel

%89.2



Treatment by the personnel	Satisfied (%)	Unsure (%)	Dissatisfied (%)	Total (%)
Security personnel	89.2	5	5.8	100
Food personnel	56.9	26.5	16.7	100
Medical personnel	60.9	14.9	24.3	100
Educational personnel	63.9	25.7	10.4	100
Camp management	55.5	27.5	16.9	100
Religious services personnel	73.6	15.4	11	100

*Figure 5.2.1 Evaluation of our female Syrian guests concerning the personnel working in the camps, inside the camps*

Our guests living inside the camps receive a wide range of services, including security, healthcare, education, and religious services. As a consequence, many personnel assist them either voluntarily or in exchange for a wage. Figure 5.2.1 demonstrates the level of satisfaction of our female guests concerning treatment by the personnel working in the camps.

In line with the previous remarks of our female guests, the class of personnel they are most satisfied with is the security personnel. In this respect, 89 percent of our female guests are satisfied with the treatment by the security personnel. Furthermore, 74 percent think that the treatment by religious personnel is positive. Similar figures are 64 percent for educational personnel, 61 percent for medical personnel, and 57 percent for food personnel. On the



Syrian Women  
in Turkey



other hand, our female guests evaluated the treatment by medical personnel (24%) and camp management (17%) as unfavorable.

It is possible to say that our female guests have a lower level of satisfaction concerning treatment by the camp personnel, with whom they are more frequently in contact

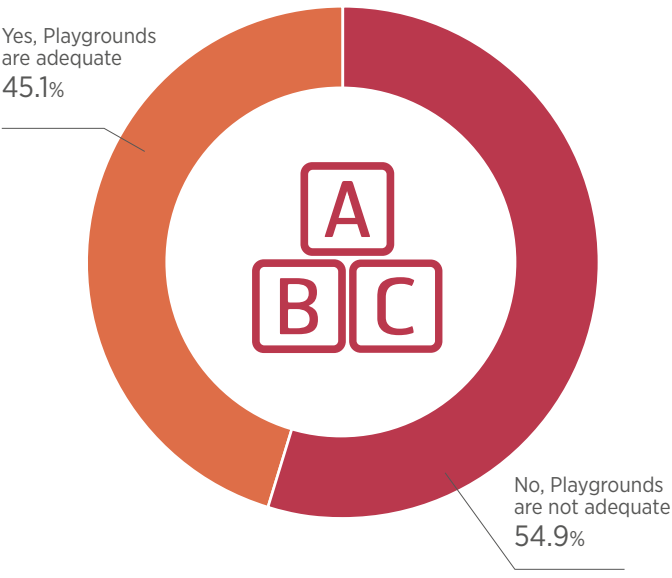
with such as food personnel, medical personnel, and educational personnel. However, they have a higher level of satisfaction concerning the security personnel, who they communicate with less frequently. It should be noted that in terms of communication, inability to speak the same language has also an influence on the level of satisfaction.

Views concerning services	Agree (%)	Unsure (%)	Disagree (%)	Total (%)
The food is tasty	50.5	29.9	19.6	100
Food variety is adequate	43.3	33	23.7	100
The food suits every age group	45.4	29.9	24.7	100
The food is healthy	49	30.2	20.8	100
The food is nutritious	45.4	35.1	19.6	100
The number of meals is adequate	52.1	33.3	14.6	100
Dining halls are adequately clean	52.4	33.3	14.3	100

**Table 5.2.1** Views of our female Syrian guests concerning food services provided in the camps, inside the camps

As mentioned before, 57 percent of our female guests were satisfied with the food services inside the camps. To get more specific data on the food services, our female guests were asked if they agree or disagree with the statements included in Table 5.2.1. It can be seen that half of our female guests agreed with these statements that can be considered to be positive in general. Accordingly, 51 percent of our female guests think that the food is tasty; whereas 20 percent do not agree that they are tasty. The percentages regarding agreement and disagreement with the statements in the table are respectively 43 and 24 percent for the variety of the food, 45 and 25 percent for the suitability of the food for all age groups, 49 and 21 percent for the healthiness of the food, 45 and 20 percent for the nutritiousness of the food, 52 and 15 percent for the adequacy of meals, and 52 and 14 percent for the cleanness of the dining halls.

It can be observed that 35 percent of our female guests are unsure concerning the nutritiousness of the food. Around 33 percent were unsure about the adequacy of the number of meals and the cleanness of the dining hall.



**Graph 5.2.2** Do our female Syrian guests consider playgrounds inside the camps to be adequate? (Inside the camps)



Syrian Women  
in Turkey

It is known that a large majority of our female guests inside the camps consist of mothers with children, and social areas where children can spend time are of importance for mothers. In this regard, Graph 5.2.2 provides information on whether or not our female Syrian guests think that the playgrounds in the camps are adequate.

Accordingly, 55 percent of females stated that they did not consider that playgrounds inside the camps are adequate; whereas 45 percent think that they are adequate. In other words, more than half of our female guests have noted that the playgrounds were inadequate.



*Adana Sarıçam Tent City*



## 6. Health conditions of our female Syrian guests

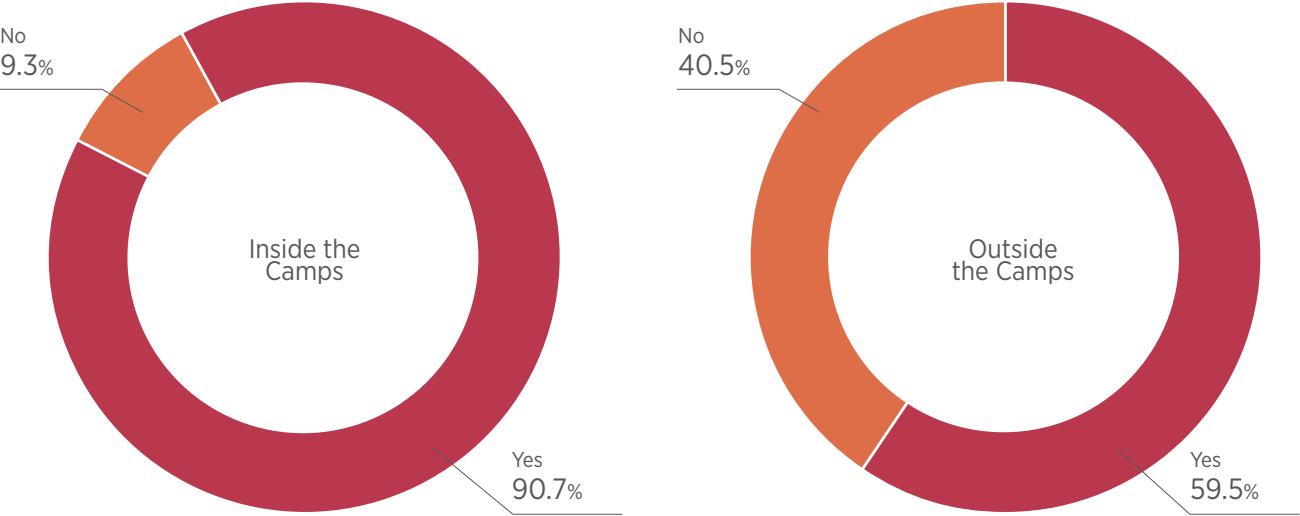
As of 1 November 2014, more than 2.8 million polyclinic services have been provided for our Syrian guests. A total of 104 doctors (84 Turkish and 20 foreign nationals) are serving our guests at 21 medical centers. Throughout that period, an average of 10,390 polyclinic services has been provided.

In case that our Syrian guests applying to the medical centers in the camps have a health condition requiring an advanced diagnosis and treatment, they are referred to

the hospitals in that province. Around 500 thousand of such referrals were made until 1 November 2014.

Another indicator of Turkey’s sensitivity concerning the health of our Syrian guests is the number of operations performed in these facilities. Totally 168,579 operations were performed from the onset of the unrest to the date of 1 November 2014.

### 6.1 Access to healthcare services and satisfaction concerning healthcare services



Have you or your relatives ever benefitted from the healthcare services in Turkey?	Inside the Camps (%)	Outside the Camps (%)	Total (%)
Yes	90.7	59.5	75.4
No	9.3	40.5	24.6
Total	100	100	100

Figure 6.1.1 Have our female Syrian guests or their relatives ever benefitted from healthcare services in Turkey? Inside and outside the camps

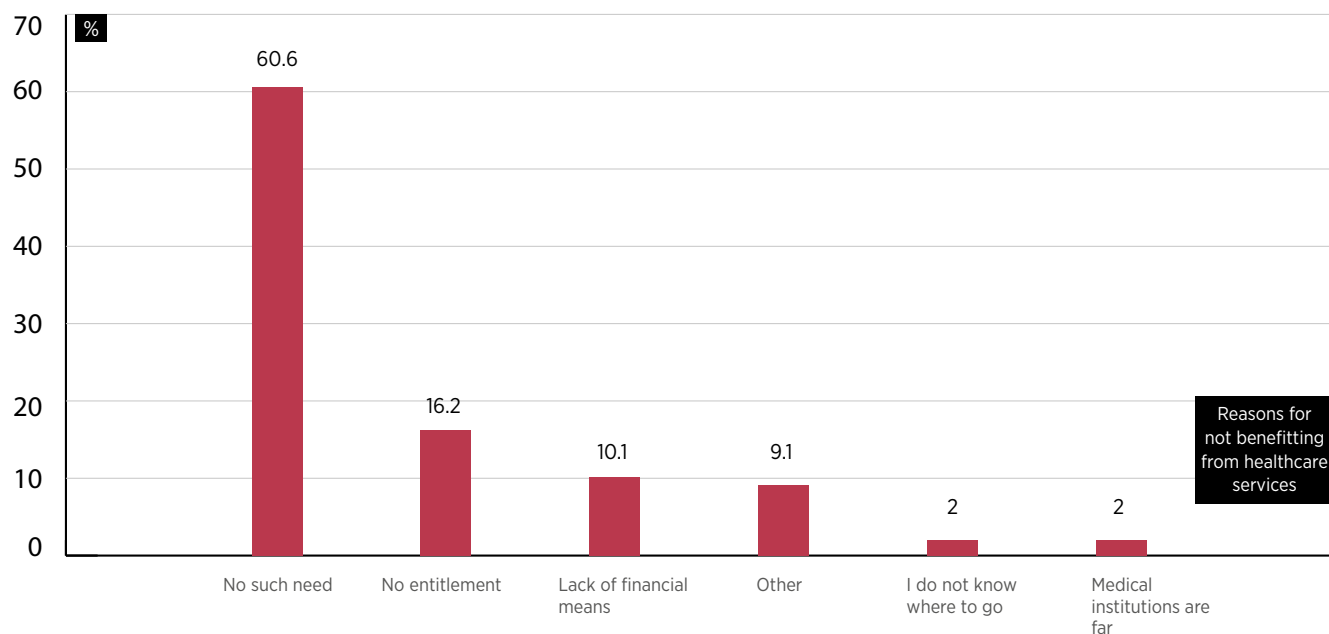


Syrian Women  
in Turkey

Figure 6.1.1 provides details on whether or not our female Syrian guests have ever benefitted from healthcare services in Turkey. When the responses are evaluated without separating our female guests as those living inside and outside the camps, it can be seen that in general, 75 percent of the respondents, either themselves or their relatives, have benefitted from the healthcare services in Turkey. In other words, three-fourths of females or their relatives have benefitted from healthcare services.

When the respondents are separated as those living inside and outside the camps, it is seen that 91 percent of our female guests living inside the camps in comparison to 59 percent of those living outside the camps stated that they had benefitted from the healthcare services.

Furthermore, it is also possible to conclude that access to healthcare services is easier inside the camps compared to outside the camps. In this regard, Graph 6.1.1 focuses on the reasons why the percentage of benefitting from healthcare services are lower among our guests living outside the camps compared to those living inside the camps. Accordingly, 61 percent of our female guests living outside the camps have specified that they have not benefitted from the healthcare service because they did not need to. This was followed by the 16 percent group believing that they are not entitled to benefit from such services. Similarly, 10 percent of our female guests indicated the lack of financial means as the reason for their inability to benefit from services. Finally, 2 percent stated that they did not know where to apply, and that the medical institutions were far.



Graph 6.1.1 Reasons why our Syrian guests living outside the camps have not benefitted from the healthcare services

Level of satisfaction from healthcare services	Inside the Camps (%)	Outside the Camps (%)	Total (%)
Very Satisfied	16.8	30.7	22.2
Satisfied	42.9	48.7	45.1
Unsure	13.4	9.3	11.9
Dissatisfied	22.3	10.7	17.8
Very Dissatisfied	4.6	0.7	3.1
Total	100	100	100

**Table 6.1.1**    *Level of satisfaction of our female guests that have benefitted from the healthcare services, inside and outside the camps*

Table 6.1.1 demonstrates the level of satisfaction of our female guests living inside and outside the camps and having benefitted from healthcare services. Accordingly, 17 percent of our female guests living inside the camps expressed that they were very satisfied with the healthcare services. This figure is 31 percent among our female guests outside the camps. Furthermore, 43 percent of our female guests inside the camps and 49 percent of those living outside the camps specified that they were satisfied with the healthcare services provided. When considered together, 60 percent of our guests inside the camps and 79 percent of our guests living outside the camps stated that they were either very satisfied or satisfied with healthcare services. Even though the percentage of utilizing healthcare services is low outside the camps, it is interesting that the level of satisfaction concerning such services is higher.

When the percentages of our female guests either very dissatisfied or dissatisfied with healthcare services are evaluated together, it is seen that 27 percent of our female guests inside the camps and 11 percent of our female guests outside the camps stated that they were not satisfied with healthcare services. Furthermore, it can be observed that more than a quarter of our female guests inside the camps are not satisfied with healthcare services.

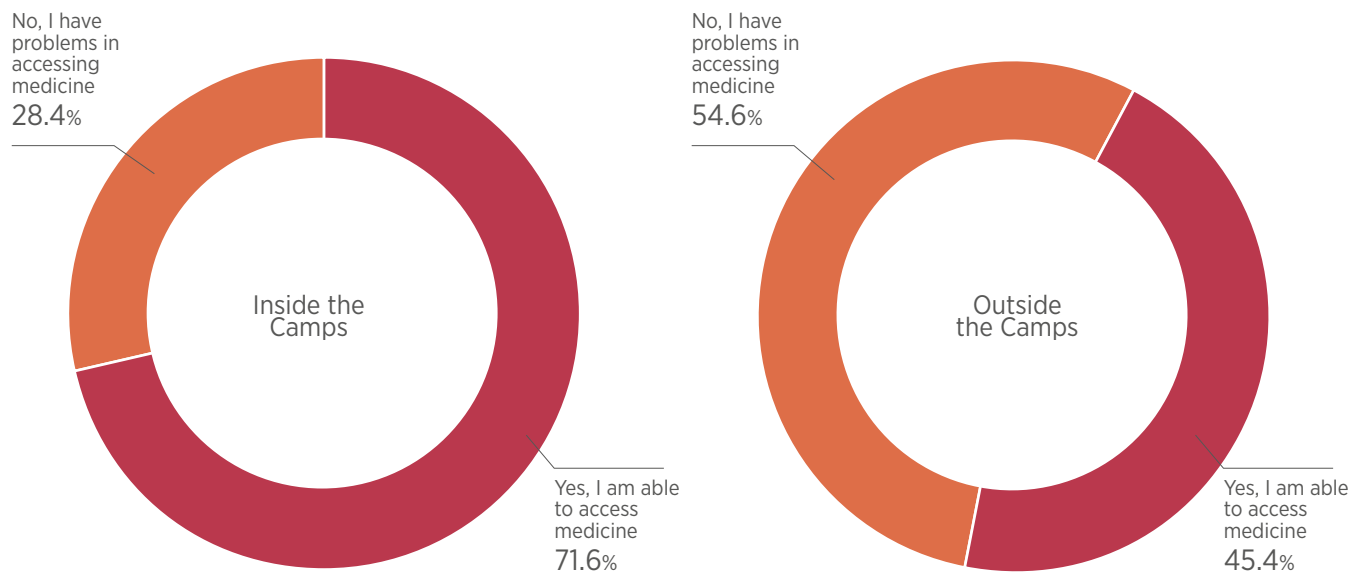
Although it is possible to have simple diagnosis procedures in the medical centers inside the camps; our guests frequently expressed the need for staff during the field study. Furthermore, improvement of the working conditions of doctors and medical staff working in these medical centers is another issue requiring attention.

Some of the in-camp medical centers have Arabic speaking female receptionists. Furthermore, voluntary Syrians also provide support to healthcare services. The presence of Syrians in medical centers was evaluated positively as a factor facilitating medical procedures. Enabling Syrian women to express their health problems with the help of a fellow Syrian have positive effects on the treatment.



Syrian Women  
in Turkey

Yes,  
I am able  
to access  
medicine  
when  
required  
58.6%



Are you able to access medicines when required?	Inside the Camps		Outside the Camps		Total	
	Number	Percentage (%)	Number	Percentage (%)	Number	Percentage (%)
Yes, I am able to access medicine when required	174	71.6	109	45.4	283	58.6
No, I have difficulties in accessing medicine	69	28.4	131	54.6	200	41.4
<b>Total</b>	<b>243</b>	<b>100</b>	<b>240</b>	<b>100</b>	<b>483</b>	<b>100</b>

**Figure 6.1.2** Are our female Syrian guests able to obtain medicine when required? Inside and outside the camps

Particularly, our female guests living outside the camps stated that they experienced difficulties in accessing medicine during the field study. Results within this scope have been expressed in Figure 6.1.2.

Considered as a whole without making a separation between our guests as those living inside or outside the camps, it can be observed that 59 percent of our female guests do not experience any difficulties in accessing medicine. On the other hand, two-fifths of our female guests stated that they experienced difficulties in accessing medicines. Furthermore, 72 percent of our female guests living inside the camps and 45

percent of our female guests living outside the camps stated that they were able to access medicines whenever necessary, and they did not experience any difficulties in accessing medication. On the other hand, 28 percent of our female guests inside the camps and 55 percent of those living outside the camps stated that they experienced difficulties in accessing medicine.

It is particularly important to enable our female guests living outside the camps to access medicine; hence the attention of officials should be drawn to necessary actions to be taken to ensure that.

## 6.2 Pregnant women and deliveries in Turkey

Totally 34,792 deliveries were performed from the onset of the unrest in 2011 to 1 November 2014. This figure is equal to the population of a small sized district in Turkey. It demonstrates the magnitude of the tragedy in Syria in terms of humanitarian aspects.

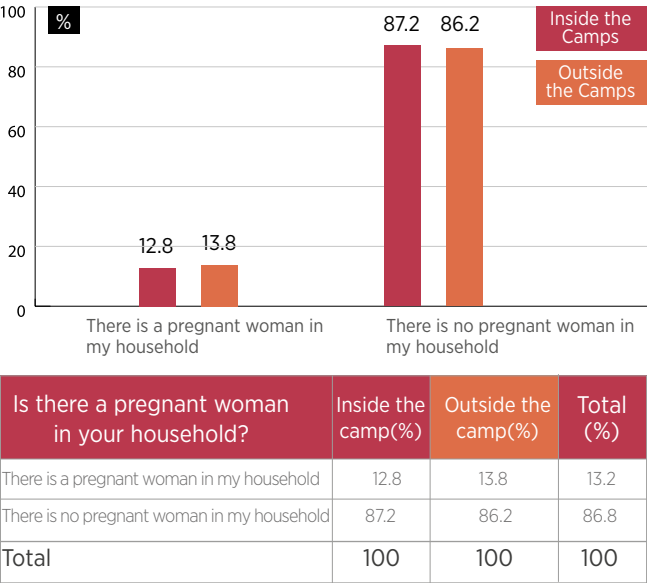


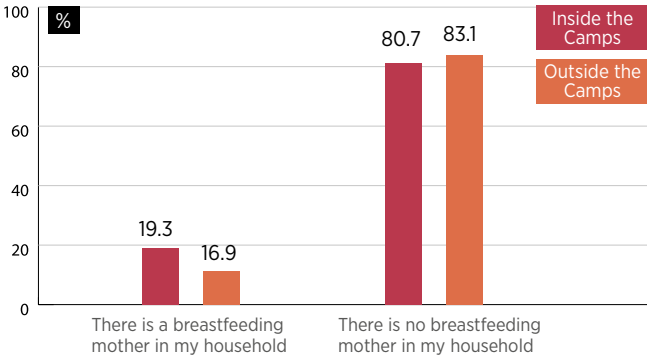
Figure 6.2.1 Whether or not our Syrian guests have a pregnant woman in their household, inside and outside the camps

In order to determine the status of pregnant women, household heads were asked questions on whether or not there were pregnant women in the household. Such questions were asked to all the household heads without any gender differentiation, and responses are provided in Figure 6.2.1.

Accordingly, around 13 percent of household heads inside the camps and around 14 percent of household heads outside the camps stated that there was a pregnant woman in their households.

On the other hand, Figure 6.2.2 provides information on whether or not there are breastfeeding mothers in the household. Accordingly, 19 percent of household heads in the camps and 17 percent of them outside the camps stated that there was a breastfeeding mother in their household.

The percentage of Syrian households with pregnant women and breastfeeding mothers is considerably high both inside and outside the camps. Hence, it is necessary to implement various healthcare policies for both pregnant women and breastfeeding mothers. Otherwise, there may be problems that adversely affect the health conditions of these women or their babies. In this regard, pregnant women should be supported when giving birth and breastfeeding mothers should be supported while feeding their babies; and the current health policies in these fields should be maintained.

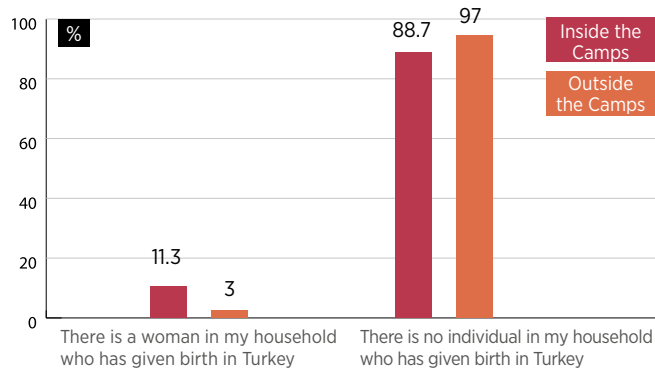


Is there a breastfeeding mother in your household?	Inside the Camps		Outside the Camps		Total	
	Number	%	Number	%	Number	%
There is a breastfeeding mother in my household	274	19.3	196	16.9	470	18.2
There is no breastfeeding mother in my household	1,146	80.7	963	83.1	2,109	81.8
Total	1,420	100	1,159	100	2,579	100

Figure 6.2.2 Whether or not there are any breastfeeding mothers in the households of our Syrian guests, inside and outside the camps



Syrian Women in Turkey



Is there an individual in your household who has given birth in Turkey?	Inside the Camps (%)	Outside the Camps (%)	Total (%)
Yes	11.3	3	8.2
No	88.7	97	91.8
Total	100	100	100

*Figure 6.2.3 Whether or not our Syrian guests have any women in their household who have given birth in Turkey, Inside and Outside the Camps*

Figure 6.2.3 provides information on whether or not there are any women who have given birth in Turkey in the hou-

seholds. Accordingly, 11 percent of the household heads within the camps stated that there was a woman in their household who had given birth in Turkey. This figure is 3 percent outside the camps. It can be observed that our guests preferred the camps during the delivery process. Some of the reasons encouraging these women to seek shelter in the camps can be listed as follows: absence of sheltering problems, proximity to a medical center and availability of the medical professionals at all times, and easy access to medicine.

Food and water analyses are performed every morning in the Ceylanpınar Tent City. Furthermore, different meals are provided to the pregnant women and ill individuals determined by the female mukhtars. Such practices satisfy female and male inhabitants of the camps and they request that these practices are maintained.

The monitoring system for the newborns and pregnant women is operating flawlessly in this camp. It was also observed that an adequate number of female interpreters were working in the medical centers.

Year of Delivery in Turkey	2011		2012		2013	
	Inside the Camps (%)	Outside the Camps (%)	Inside the Camps (%)	Outside the Camps (%)	Inside the Camps (%)	Inside the Camps (%)
Delivery Percentage	100	0	81	19	82.4	17.6

*Table 6.2.1 Distribution of deliveries of our Syrian guests in Turkey over the years, inside and outside the camps*

Year of Delivery in Turkey	Inside the Camps		Outside the Camps		Total	
	Number	Percentage (%)	Number	Percentage (%)	Number	Percentage (%)
2011	2	1.3	0	0	2	1
2012	51	32.7	12	35.3	63	33.2
2013	103	66	22	64.7	125	65.8
<b>Total</b>	<b>156</b>	<b>100</b>	<b>34</b>	<b>100</b>	<b>190</b>	<b>100</b>

**Table 6.2.1** *Distribution of deliveries in Turkey over the years, inside and outside the camps*

Table 6.2.1 demonstrates the deliveries by Syrian women in Turkey over the years. All of the deliveries of our Syrian guests in 2011 were performed inside the camps. On the other hand, 81 percent of the deliveries in 2012 and 82 percent of the deliveries in 2013 were performed in the camps. In other words, around one-fifth of the deliveries in 2012 and 2013 were performed outside the camps.

When these figures are evaluated separately on an inside and outside the camp basis, it is seen that 60 percent of deliveries by the women inside the camps were performed in 2013, 33 percent were performed in 2012, and 1 percent was performed in 2011. On the other hand, 65 percent of the deliveries by our female guests living outside the camps were performed in 2013, and 35 percent were performed in 2012.

Where the delivery was performed	Inside the Camps		Outside the Camps		Total	
	Number	Percentage (%)	Number	Percentage (%)	Number	Percentage (%)
Home	1	0.6	1	2.9	2	1.1
Camp	4	2.6	0	0	4	2.1
Hospital or clinic	150	96.2	33	97.1	183	96.3
Other	1	0.6	0	0	1	0.5
<b>Total</b>	<b>156</b>	<b>100</b>	<b>34</b>	<b>100</b>	<b>190</b>	<b>100</b>

**Table 6.2.2** *Where the deliveries by our Syrian female guests were performed, inside and outside the camps*



Table 6.2.2 demonstrates the locations of the deliveries by our Syrian guests in Turkey. Accordingly, a large majority of the pregnant women both inside and outside the camps appear to have given birth in a hospital or clinic. An overwhelming 96 percent of deliveries of our female guests inside the camps were performed in hospitals or clinics. This is 97 percent among our female guests living outside the camps.

No doubt, performance of deliveries in hospitals or clinics is important in terms of infant and maternal health. Based on these figures, it can be said that deliveries were performed in a safe and healthy environment of the hospitals or clinics.

However, around 4 percent of the deliveries were performed outside of hospitals or clinics.

Who provided assistance during the delivery?	Inside the Camps		Outside the Camps		Total	
	Number	Percentage (%)	Number	Percentage (%)	Number	Percentage (%)
Doctor	110	71	19	55.9	129	68.3
Nurse	22	14.2	9	26.5	31	16.4
Midwife	21	13.5	3	8.8	24	12.7
Relative	1	0.6	1	2.9	2	1.1
No one	1	0.6	2	5.9	3	1.6
Total	155	100	34	100	189	100

Table 6.2.3 The persons providing assistance during the deliveries in Turkey, inside and outside the camps

Table 6.2.3 provides information on the individuals providing assistance during the delivery of our pregnant female Syrian guests. Accordingly, 71 percent of our pregnant female guests in the camps and 56 percent of those outside the camps had their delivery under the supervision of a doctor.

A higher percentage of our pregnant female guests outside the camps was assisted by a nurse during the delivery. In this respect, 27 percent of our pregnant female guests outside the camps were assisted by a nurse during the delivery in comparison to 14 percent of pregnant females inside the camps. Furthermore, a midwife assisted 14 percent of our pregnant female guests during delivery in the camps. This figure is 9 percent among our pregnant female guests outside the camps.

In conclusion, 99 percent of the deliveries of pregnant women living inside the camps had their delivery performed with the assistance of medical personnel in comparison to 91 percent of those living outside the camps.

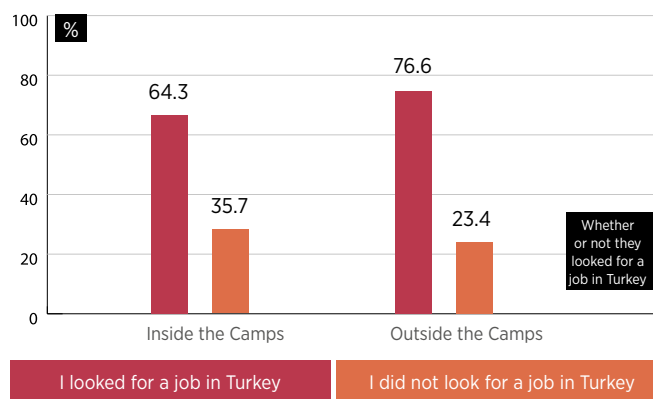
G. has been living in Turkey for 5 months in a container with 10 family members. She is 18 and pregnant. She will give birth in Turkey. She says that they have established warm relations like a family with the camp management. She states that the camp management tries to address her needs during cravings and tries to obtain her requests from the provincial center. She expresses her gratitude and says that she is very happy to give birth to her child in Turkey.



## 7. Plans of our female Syrian guests for the future

This section covers evaluations of our Syrian female guests on their future in Turkey. There are details on whether or not our female guests intend to work in Turkey, they believe they will have financial problems, and they intend to attend courses for acquiring an occupation. Furthermore, opinions of our female Syrian guests on adaptation to the life in Turkey and returning to Syria have been focused on.

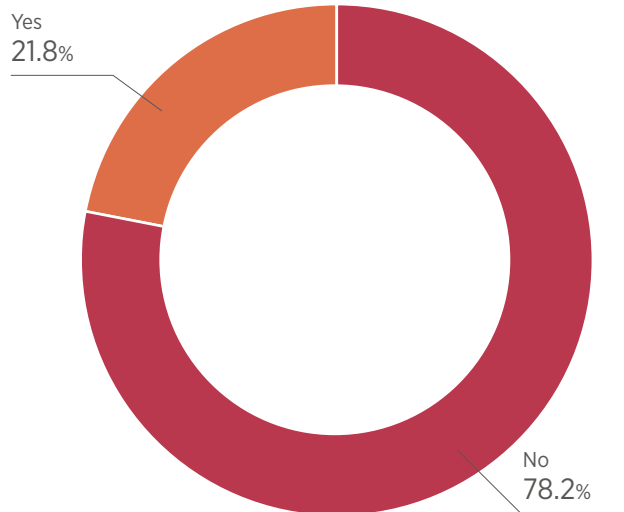
### 7.1 Work life and livelihood



**Graph 7.1.1** 1 Whether or not our female Syrian guests looked for a job in Turkey, inside and outside the camps

Graph 7.1.1 provides information on whether or not our female guests looked for a job in Turkey. Accordingly, 77 percent of our female guests inside the camps and 64 percent of those living outside the camps have looked for work in Turkey.

Making ends meet is more difficult for females living outside the camps and these figures demonstrate that our female guests wish to live in Turkey at least in the short run.



Do you have a sufficient amount of food for the next 7 days or do you have money to purchase a sufficient amount of food for the next 7 days?	Outside the Camps (%)
Yes	21.8
No	78.2
Total	100

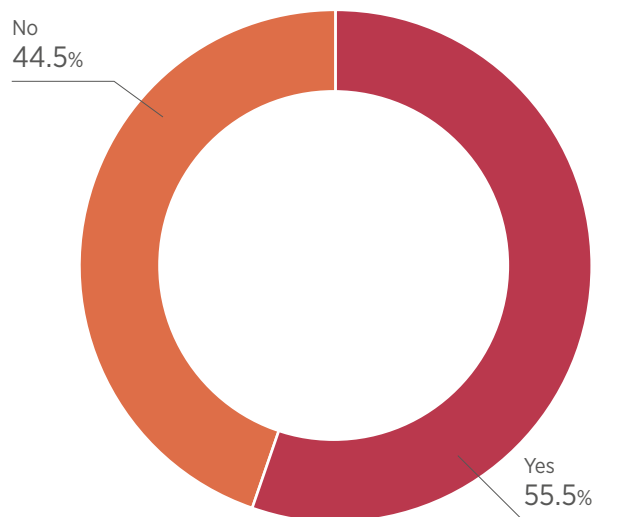
**Figure 7.1.1** Whether or not our female Syrian guests have a sufficient amount of food for the next 7 days or have money to purchase a sufficient amount of food for the next 7 days, outside the camps

The previous graph demonstrated that our female guests living outside the camps looked for a job in Turkey at a higher percentage compared to those living inside the camps. Figure 7.1.1 focuses on whether or not our female Syrian guests living outside the camps have a sufficient amount of food for the next 7 days or have money to purchase a sufficient amount of food for the next 7 days. Accordingly, it can be observed that only 22 percent of our female guests living outside the camps have a sufficient amount of food for the next 7 days or have money to purchase a sufficient amount of food for the next 7 days. In other words, around four-fifths of our female guests living outside the camps are facing difficulties concerning their food stocks in the near future.



Syrian Women  
in Turkey





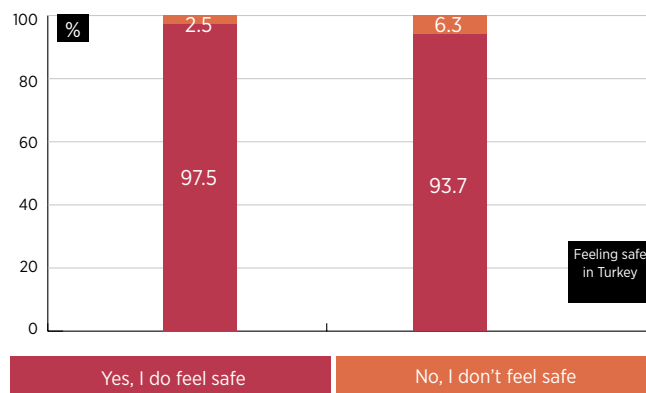
Would you like to attend a course or school for acquiring a profession?	Inside the Camps (%)
Yes	55.5
No	44.5
Total	100

*Figure 7.1.2 The intentions of our female Syrian guests to attend courses or schools for acquiring a profession, inside the camps*



There are many activities or courses for our guests at the camps. These courses have been classified especially for males and females. Figure 7.1.2 provides details on the intention of our female guests inside the camps to attend courses or schools for acquiring a profession. Accordingly, 55 percent of our female Syrian guests within the camps stated that they intended to attend a course enabling them to acquire a profession.

## 7.2 Adaptation to the life in Turkey



Do you feel safe in Turkey?	Inside the camps (%)	Outside the camps (%)	Total (%)
Yes	97.5	93.7	95.5
No	2.5	6.3	4.5
Total	100	100	100

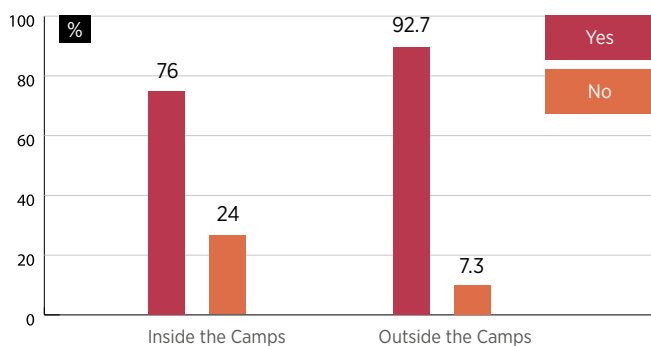
*Figure 7.2.1 Whether or not our female Syrian guests feel safe in Turkey, inside and outside the camps*

Figure 7.2.1 provides data on whether or not our female guests living inside and outside the camps feel safe in Turkey. Accordingly, when the responses of our female guests are evaluated without a separation between those living inside



Syrian Women  
in Turkey

and outside the camps, it is seen that 96 percent of our Syrian female guests stated that they feel safe in Turkey. This percentage appears to be slightly higher among our female guests in the camps. In this regard, 98 percent of our female guests living inside the camps feel safe in Turkey in comparison to 94 percent of those living outside the camps.

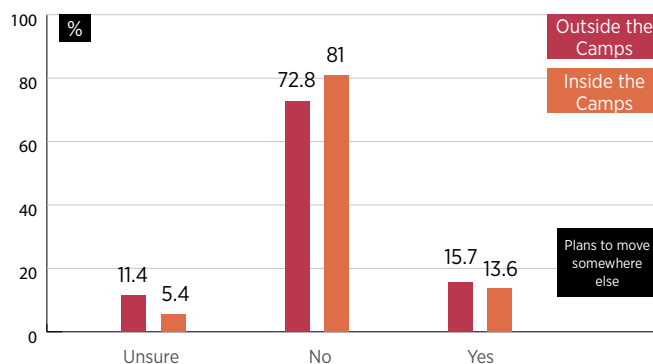


Do you intend to learn Turkish?	Inside the camps (%)	Outside the camps (%)	Total (%)
Yes	76	92.7	84.5
No	24	7.3	15.5
Total	100	100	100

**Figure 7.2.2** Intention of our female Syrian guests to learn Turkish, inside and outside the camps

Our female Syrian guests have the intention to learn Turkish at a high percentage. 76 percent of our female guests inside the camps stated that they wished to learn Turkish. An overwhelming 93 percent of our female guests outside the camps stated that they wished to learn Turkish. Without making a separation between our female guests inside and outside the camps, it can be observed that as an overall ratio, 84 percent of our female guests wish to learn Turkish. It is natural that our female guests to wish to learn Turkish at a higher percentage. It is very important

for them to speak the same language in order to be able to address all their daily needs. The reason for this percentage to be lower inside the camps is that there are individuals around them who can speak the same language.



Do you wish to move somewhere else in the near future?	Inside the camps (%)	Outside the camps (%)	Total (%)
Yes	13.6	15.7	14.7
No	81	72.8	76.8
Unsure	5.4	11.4	8.5
Total	100	100	100

**Figure 7.2.3** Plans of our female Syrian guests to move somewhere else in the near future, inside and outside the camps

Figure 7.2.3 analyzes whether or not Syrian female household heads intend to move somewhere else in the near future. Accordingly, 77 percent of females stated that they did not have an intention to move somewhere else in the near future. On the other hand, 15 percent stated that they planned to move somewhere else in the near future. Furthermore, 8 percent stated that they were unsure concerning this issue.

It is interesting that the percentage of our female guests inside the camps who do not intend to move somewhere

else in the near future is higher than those living outside the camps.

Females stating that they had the intention to move somewhere else in the near future were asked where they intended to move and their responses are provided in Table 7.2.1. Accordingly, 21 percent of our female guests inside the camps wish to return to Syria; while 18 percent intend to move to a camp in another province. Furthermore, around 15 percent stated that they wished to move to another country; 10 percent stated that they would move outside the camp in Turkey; and 10 percent stated that they would move to another camp in the same province. While 10 percent stated that they would move to another province in Turkey; 21 percent stated that where they would move was uncertain.

As for the answers to that question, percentages among our female guests outside the camps are different to those inside the camps. Accordingly, around 13 percent of our female guests living outside the camps stated that they intended to move to a camp in another province and around 13 percent intended to move to a camp in the same province. In other words, around 26 percent of our female guests living outside the camps stated that they would move inside the camps. On the other hand, 21 percent stated that they would return to Syria; whereas 11 percent stated that they would move to another country. Furthermore, 4 percent stated that they would move to another province in Turkey; and around 38 percent stated that where they would be moving was uncertain.



*Osmaniye Cevdetiye Tent City*



Syrian Women  
in Turkey

Where do our female Syrian guests plan to move in the near future?	Inside the Camps (%)	Outside the Camps (%)	Total (%)
Return to Syria	21	21.3	21.1
A camp in another Province	17.7	12.8	15.6
Another country	14.5	10.6	12.8
Outside the camps in Turkey	8.1	0	4.6
Another camp in the same province	8.1	12.8	10.1
Another province in Turkey	9.7	4.3	7.3
Uncertain	21	38.3	28.4
<b>Total</b>	<b>100</b>	<b>100</b>	<b>100</b>

*Table 7.2.1 Where do our female Syrian guests plan to move in the near future? Inside and Outside the Camps*

A.Y. came to Turkey 11 months ago, and she has no relatives. She is unable to contact any of her relatives. She is actually 16 years old, but she is different from her peers. Even though her physical development is similar to her peers, her mental development is different. Personnel at the camp have also determined that she requires psychological support. She is taken to the interpreter's house once a week and they clean and bath her. She is under special protection.

The district governor has directed his attention to A.Y. and the owner of the company delivering food to the camps is meeting her needs. A.Y. calls him her godfather.

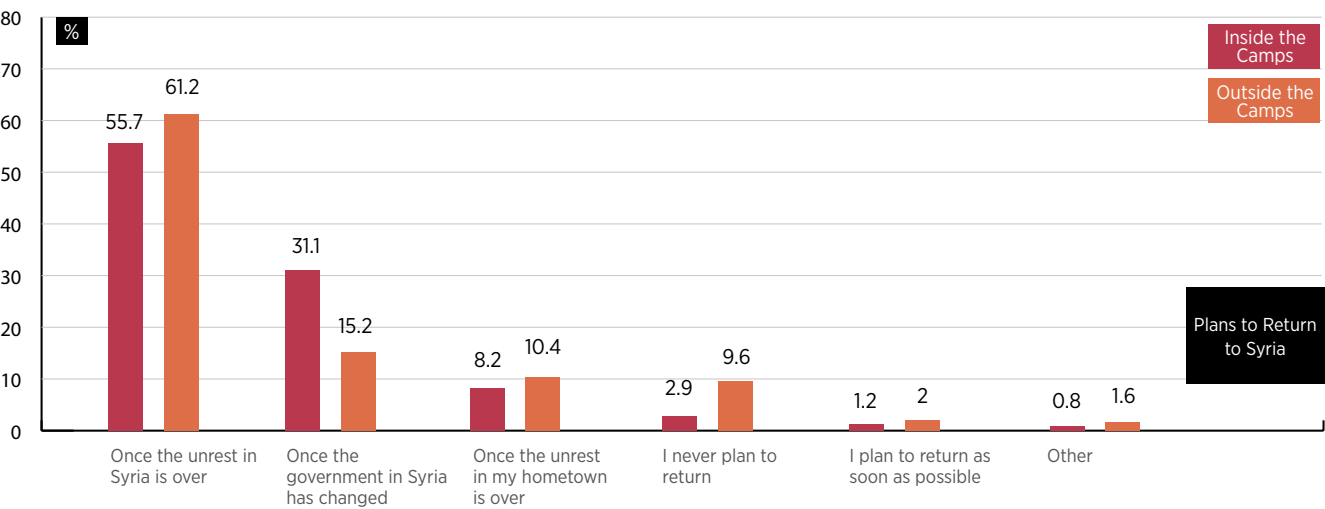
A.Y. mentions of her past family life in an unfavorable manner. Her father inflicted violence on her, her siblings, and her mother.

She says that there is always someone helping her whenever she is sad here.

She attends all the courses she can, especially the Turkish language course. A.Y. wishes to learn Turkish completely, and stay in Turkey and she wants to become a teacher when she grows up.



### 7.3 Return to Syria



When do you plan to return to Syria?	Inside the Camps		Outside the Camps		Total	
	Number	Percentage (%)	Number	Percentage (%)	Number	Percentage (%)
Once the unrest in Syria is over	136	55.7	153	61.2	289	58.5
Once the government in Syria has changed	76	31.1	38	15.2	114	23.1
Once the unrest in my hometown is over	20	8.2	26	10.4	46	9.3
I never plan to return	7	2.9	24	9.6	31	6.3
I plan to return as soon as possible	3	1.2	5	2	8	1.6
Other	2	0.8	4	1.6	6	1.2
Total	244	100	250	100	494	100

Figure 7.3.1 When do our female Syrian guests intend to return to Syria? Inside and outside the camps

In order to find out when our female guests intend to return to their country to live, we asked them the question of “When do you intend to return to Syria?” The data on their responses to this question is provided in Figure 7.3.1.

When the responses are evaluated generally without making a separation between our female guests living inside and outside the camps, it is seen that 59 percent of our female Syrian guests stated that they intended to return to Syria once the unrest in Syria is over; while 23 percent



Syrian Women  
in Turkey

stated that they intended to return once the government in Syria has changed. Furthermore, 9 percent stated that they intended to return once the unrest in their hometown is over, and 6 percent stated that they would never return.

When the responses are evaluated separately for those living inside and outside the camps, only 3 percent of our female guests inside the camps stated that they never in-

tended to return in comparison to 10 percent among those living outside the camps. These figures demonstrate that our female guests outside the camps are more inclined to the idea of living in Turkey.

Only 1 percent of our female guests inside the camps and 2 percent of those living outside the camps have the intention of returning to Syria as soon as possible.

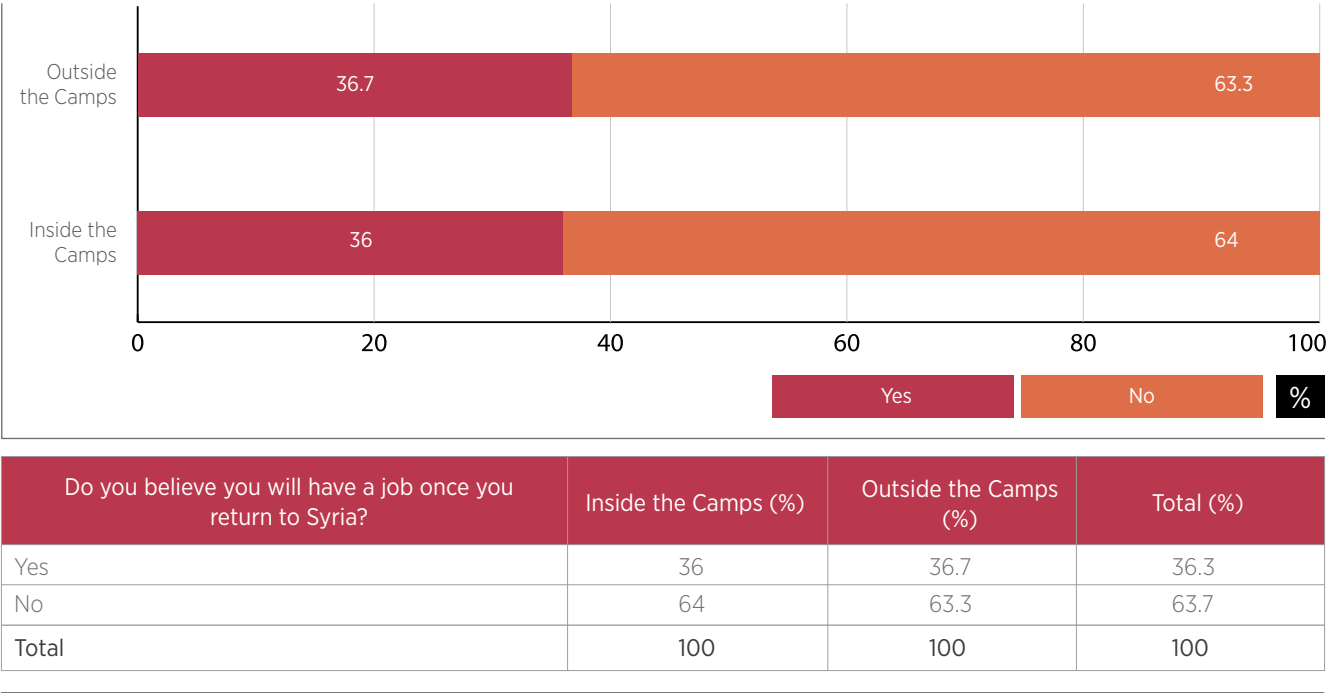


Figure 7.3.2 Do our female Syrian guests believe they will have a job once they return to Syria? Inside and outside the camps

Figure 7.3.2 provides information on the question of “Do our female Syrian guests believe they will have a job once they return to Syria?” Accordingly, 36 percent of our female guests inside the camps and 37 percent of them outside the camps believe that they will have a job once they return to Syria. On the other hand, 64 percent of our female guests inside the camps and around 63 percent of them outside

the camps believe that they will not have a job once they return to Syria. Such percentages are higher among Syrian males. In this regard, 44 percent of our male guests inside the camps and 38 percent of our male guests outside the camps believe that they will have a job when they return. This difference between males and females is directly associated to Syria’s labor market and cultural structure.



Şanlıurfa Harran Container Camp

With regards to another question on housing in the future, only 45 percent of our female guests stated that they had somewhere to live when they returned to Syria. In other words, more than half of our female Syrian guests do not have a place to live once they return to Syria. Such figures are an indicator of the magnitude of the crisis in Syria in terms of humanitarian aspects.



Syrian Women  
in Turkey



## 8. The notes from the field studies

This section covers the notes of field studies in the camps and the statements of women joined the interviews.

### Psychosocial Support

In general, Syrian females come from adverse conditions due to the unrest and civil conflicts in Syria and have to live in a completely different setting under the adverse influence of these conditions. It is definite that such guests who have experienced great trauma require psychosocial support.

It was determined that our Syrian guests apply to hospitals for psychological support at extremely low percentages. Even though our Syrian guests are not very fond of it, all officials have determined that they require psychological and psychiatric support. It was determined that there were not many people wishing to see a psychologist. Visiting a psychologist is not frequently preferred among Syrians due to cultural reasons. Some psychological needs of our guests can be observed in some of their responses to the conducted surveys. Based on these field studies, it is possible to reach the following conclusions:

- Traces of the war can particularly be observed in children.
- Constantly changing numbers of individuals and addresses are the most important factors hindering efforts.
- Determination and addressing the basic needs of our guests are among prioritized efforts. Even though psychosocial efforts are continuing in an intense manner, they cannot be completely achieved.
- It was observed that a large majority of our guests did not seek psychological support due to their traditional culture.

- The presence of an interpreter during the visits of psychologists or doctors has been observed to be an important problem.
- Our Syrian guests have severe war traumas that can be observed even in simple examinations.
- Some statistics in the hospital records provide a clue on the need for psychosocial support. The treatment of most patients applying with complaints such as constant vertigo or headaches can only be achieved through psychological support.



## Vocational Courses

Some notes concerning the courses inside the camps are as follows:

- Course attendees are issued certificates of achievement in order to enhance their motivation. Some basic needs of the container camps are produced at the tailoring course. This provides great benefits.
- Exhibitions are organized for the items produced in the courses, and they contribute to the socialization of our female guests. Though a small amount, there will be the opportunity to sell such items and earn an income in the following period.
- In addition to the vocational courses, there are also computer courses and free internet café services at the Harran Container Camp.
- Voluntary Syrian teachers provide support to various courses as instructors.
- During the field studies, our guests expressed their requests for increasing the number of courses particularly oriented at children.
- Basic first aid training is one of the requests expressed by the Syrian guests.



According to Syrian culture, widows mourn the death of their husbands for 3 or 4 months depending on the region. According to customs they should not communicate with males.

One of the women we interviewed, F. also lost her husband in the war and spent this mourning period alone in her container. However, now she states that she wishes to attend the courses without neglecting her children. F. states that her friends attending the courses are very content and these courses are necessary for women to relax.



Syrian Women  
in Turkey



## Social Services

- There are separate prayer rooms and TV containers for females in many camps.
- One of the most important problems of females in the camps is the inability to leave the tents. Therefore, camp managements are making efforts to enable females to produce and earn an income inside the tents.
- Regular excursions held to locations outside the camps; and the personnel make efforts to socialize our guests.
- In interviews conducted in the camps, it was determined

that the greatest problem for females was the patriarchal cultural structure. They complained of the disinterested behavior of their husbands.

- Regular meetings and conferences are organized in the container camps. It was observed that our female guests were very interested in and satisfied with them.
- Camp inhabitants have the opportunity to go to the city with a shuttle in Harran. Furthermore, a separate section has been presented to their disposal in order to enable them to meet visitors.
- It was observed that our Syrian guests did not accept entertaining activities due to the war.
- Even though there are many sports spaces in the camps, it was reported that our female guests did not use such spaces as their husbands did not allow them.

R. is 17 years old. She had the opportunity to visit Hatay prior to the war. She was not very acquainted with Turkey and Turkish people before. She talks about the kindness and helpfulness of the people once she arrived here. She learnt Turkish in a period of 2 months. She is also trying to learn English as she promised her family. Her brothers are still in the war in Syria.

R. is a high school student. She mentions that girls are not able to attend school in Syria. However, R. has dreams. She wishes to study political sciences. She believes that Turkey is a good place to study.

She established the "Damascus Nations Youth Movement" with her friends. This movement consists of 150-200 youngsters, and engages in the cleaning of the camps and various activities. She said, "There is no need for others to clean up for us while we are

here.” The camp has become a more vibrant place than the city center due to the youth movement. They also organize events in the evenings for Ramadan.

## Involvement in Management

- There are mukhtars and representative committees consisting of males and females in the camps. Requests, suggestions, and complaints are forwarded to the camp management through such representatives.
- Through fellow Syrian female mukhtars or representatives, our female guests are able to forward their needs and requests to the management.
- The Kilis Öncüpinar Container Camp is very verdant thanks to the “Damascus Nations Youth Movement” established by the youngsters in the camp. The camp management supports the youngsters for integration into the daily life, relieving from the adverse effects of war, and their democratic involvement in camp management. The most interesting aspect of this movement is the active involvement of young women and girls in all their activities and their management in decision-making processes.

## Early Marriages and Polygamist Marriages

- Polygamist marriages are frequently encountered.
- The personnel pays attention to implement the laws of the Republic of Turkey concerning marriages under the age of 18.
- Due to the protection of privacy, it is not possible to determine unmarried couples and unofficially married couples.

- Tent visits are performed by experts in some camps in order to prevent probable problems and our guests are informed on the fact that under-age marriage is illegal.
- It can be observed that most of our guests came from Syria in polygamist marriages.
- Early age pregnancy can also be frequently encountered.
- Polygamist marriages of our guests coming to Turkey are officially accepted in order to prevent our female guests from suffering difficulties.
- It was observed that there were great age differences among couples in the marriages.
- Unfortunately, the mean maternal age is very young. There are 13-14 year old pregnant females.
- In light of such data, it is evident that it is of utmost importance to take measures to prevent the early marriage of young girls, who constitute around half of our female sample. The most important problem hindering the solution is that the marriage process is based on the declarations of individuals, and it is not possible to make some determinations due to the protection of privacy.

## Domestic Violence

- It was observed that first wives suffered domestic violence and were afraid to report this to the administration.
- In determined cases, women are taken under protection or relocated upon their request.
- Managers of various camps stated that they were aware there was domestic violence and in case such violence was reported to them, they attempted to find a solution by speaking to the males.



Syrian Women  
in Turkey

- Officials state that our female guests experience great problems due to domestic violence, and they do not wish to share this. They also add that our female guests are unable to find a solution behind closed doors.
- There is no single procedure in the camps for preventing domestic violence. Practices can vary depending on the initiative of the management.
- The girls and women living alone in the camps are generally sheltered together. There are also separate spaces allocated for single males in the camps.



Adiyaman Merkez Tent City

We interviewed women exposed to domestic violence on life in the camps and their experiences.

“Everything was different when I first came here. Everything was very different from my home and Syria. I lost everything. The happy days in Syria are like a dream now. It was only 5 months ago. We were very happy. We lived in Idlib in Syria. Green Idlib... It had taken us a very long time to construct our house. However, we were only able to live in it for a year. I am now living with the dream of that house. Will I be able to wake up in that house once more someday?

I am a middle and high school teacher. I have been working as a teacher for 10 years. I have 3 children. I have a lot of trouble in controlling the children here. In the past, they used to come home from school and I used to prepare food for them. Now I am even unable to do this.

I looked around as soon as I came to the camp to see what I could do. I was hopeless once I was aware that the war would not be over soon.

We had troublesome days with my husband. I wanted to die. I took medicines. Everyone is angry at me because I am a teacher. They believe that I should set an example. On the other hand, they consider that it is wrong when I leave the house. They believe women should stay at home. Particularly women do believe this the most. They can't understand. They are asking why I am teaching here free of charge. I feel good about myself here by teaching voluntarily. But they don't understand me.

I knew Turkey was beautiful when I was coming here. This place is close to Idlib. We always wanted to come to Turkey for a visit. I wish we hadn't come here this way.



## 9. Measures that can be taken

- There is a need to access more detailed statistical data in order to conduct activities concerning females in a sound manner. The up-to-dateness and reliability of qualitative data can be ensured through regular face-to-face interviews with females. With the house visits, it can be possible to prevent probable abuse that our female guests can be exposed to. All such practices should be archived by taking confidentiality into consideration.
- Many problems can be prevented through special consultancy and awareness efforts for woman and also by informing them during admission to Turkey on the “temporary protection status” and legal framework and general rules about the camp, centers conducting activities, and communication points if they choose to live in the camps. Differences among women (culture, education, disability, and age) should be taken into consideration while conducting such activities.
- Acting prudently and sensitively while dealing with the problems of women can contribute to the prevention of some problems. To this end, it is very important to include women in the decision making mechanisms. Furthermore, women should be encouraged to take more part in the mukhtar and representative elections held in camp quarters; and this issue should be paid particular attention.



Adiyaman Merkez Tent City



Syrian Women  
in Turkey



- Whether or not our female guests access healthcare services, including reproductive health, should be monitored; and their access to such services should be ensured.
- It is necessary to provide consultancy services to our female guests, particularly those who have been exposed to torture, rape or physical and sexual abuse in Syria. The safety and privacy of our female guests should be maintained while providing such services.
- Females without any relatives should be provided special shelter and their safety should be ensured by consulting to their opinions on that issue.
- There is a need to support the social and economic development of our female guests and diversify employment opportunities or areas enabling them to utilize their household capabilities.
- There is a need for physical and psychological support mechanisms for women with disabilities or disabled children.
- Certain mechanisms should be established to provide support for illiterate females with the cooperation of the Ministry of National Education and nongovernmental organizations.
- It is a fact that there are a high percentage of females without a profession. It is necessary to establish special mechanisms to support them through courses for endowing them with a profession.
- The equal proportion of camp staff on a gender basis should be ensured irrespective of day & night shifts or the working locations.
- Involving males in the solution process of the problems experienced by the women shall contribute to attaining positive outcomes.




---

Syrian Women  
in Turkey

---



## Report Team Members

### Executive Members of the Study on Syrian Women in Turkey

Dr. Fuat OKTAY	President of the Disaster and Emergency Management Authority (AFAD)
H. Halil AFŞARATA	Head of the Strategy Development Department
Prof. Dr. Mehmet BALCILAR	Advisor
Hakan BENLİ	Data Management and Report Preparation Working Group (AFAD Assistant Expert-Statistics)
Ebru SARPER PEKDEMİR	Data Management and Report Preparation Working Group (AFAD Assistant Expert-Statistics)
İmge BAYSAL	Data Management and Report Preparation Working Group (AFAD Assistant Expert-Statistics)

### Members Involved in the Study on Syrian Women in Turkey


Özüm DİNÇER	Department of Response - AFAD Assistant Expert (Sociology)
Aslı AYARÖZ AKSOY	Department of Administrative Services – AFAD Assistant Expert (Psychology)
Asiye BEKARCA ŞEN	Department of Response – Social Worker
Özlem Sıla TALAY	Department of Strategy Development – AFAD Assistant Expert (Sociology)
Sezin TUNA	Department of Strategy Development – AFAD Assistant Expert (Sociology)





**REPUBLIC OF TURKEY  
PRESIDENCY OF DISASTER AND EMERGENCY  
MANAGEMENT**

Address: Kızılırmak Mah. Ufuk Üniversitesi Cad. No: 12  
Çukurambar / Söğütözü / Çankaya / Ankara  
Presidency Operator Tel: 0 (312) 258 23 23  
Presidency Fax: 0 (312) 220 26 12  
[www.afad.gov.tr](http://www.afad.gov.tr)



/afadbaskanlik



Department of  
Strategy  
Development